






OREGON STATE GYMNASTICS


OFFICIAL MEET NOTES

2012 SCHEDULE & RESULTS


 **FRIDAY, JANUARY 13** W, 196.525-195.975
#4 OKLAHOMA
GILL COLISEUM, CORVALLIS


 **FRIDAY, JANUARY 20** W, 194.825-194.375
AT #13 ARIZONA
McKALE CENTER, TUCSON

 **FRIDAY, JANUARY 27** W, 196.800-194.525
#12 STANFORD
GILL COLISEUM, CORVALLIS


 **FRIDAY, FEBRUARY 3** W, 195.975-194.725
AT #21 WASHINGTON
ALASKA AIRLINES ARENA, SEATTLE


 **FRIDAY, FEBRUARY 10** 1st, 197.400
AT UC DAVIS w/ SACRAMENTO STATE
THE PAVILION, DAVIS


 **FRIDAY, FEBRUARY 17** T-1st, 196.775
#7 UCLA & CALIFORNIA
GILL COLISEUM, CORVALLIS

 **FRIDAY, FEBRUARY 24** W, 196.875-195.375
#16 BOISE STATE
GILL COLISEUM, CORVALLIS

 **FRIDAY, MARCH 2** L, 196.575-195.600
AT #7 UTAH
HUNTSMAN CENTER, SALT LAKE CITY

 **SATURDAY, MARCH 10** 2nd, 196.325
AT #22 DENVER w/ TEXAS WOMEN'S
HAMILTON GYMNASIUM, DENVER

 **FRIDAY, MARCH 16** 1st, 196.725
NEW HAMPSHIRE & SEATTLE PACIFIC
GILL COLISEUM, CORVALLIS

 **SATURDAY, MARCH 24** 3rd, 197.025
AT PAC-12 CHAMPIONSHIPS
HUNTSMAN CENTER, SALT LAKE CITY FSN

 **SATURDAY, APRIL 7** 2nd, 196.450
AT NCAA AUBURN REGIONALS
AUBURN ARENA, AUBURN, ALA.

 **FRIDAY-SUNDAY, APRIL 20-22 • 6 P.M. ET**
AT NCAA CHAMPIONSHIPS
GWINNETT CENTER, DULUTH, GA. ESPN

MEDIA RELATIONS CONTACT INFO

Associate A.D. / Athletic Communications Steve Fenk

Assistant Director / GYM Contact Jason Amberg
office (541) 737-7469 cell (541) 230-0706
email jason.amberg@oregonstate.edu

Assistant Directors Hank Hager, Shawn Schoeffler
..... Melody Stockwell

Communications Assistants John Cantalupi, Jordie Lindley

BEAVERS SET TO CROSS THE COUNTRY (AGAIN) IN PURSUIT OF SUPER SIX

MEET 13 • 3 P.M. PT • APR. 20-22, 2012



#9 OREGON STATE BEAVERS
(20-5-1)

at
NCAA CHAMPIONSHIPS



TELEVISION ESPN* (via tape delay)

Kathy Johnson-Clarke, play-by-play

Bart Conner, analyst

Suzanne Yoculan, analyst

LIVE VIDEO ESPN3* (Super Six & Individual Event Finals)

See page 2 for more information on television and live video during the championships

LIVE STATS www.ncaa.com

RANKINGS Florida - No. 1; Alabama - No. 4; Georgia - No. 5; Arkansas - No. 8; Oregon State - No. 9; Ohio State - No. 12

SERIES HISTORY Oregon State trails Florida series, 8-18; 7-14 at neutral sites; 8-12 in postseason

Oregon State trails Alabama series, 2-26; 1-17 at neutral sites; 0-23 in postseason

Oregon State trails Georgia series, 3-16; 2-11 at neutral sites; 2-14 in postseason

Oregon State leads Arkansas series, 4-3; 2-2 at neutral sites; 1-2 in postseason

Oregon State leads Ohio State series, 8-3; 3-2 at neutral sites; 4-2 in postseason

LAST MEETING Oregon State 196.100 - Florida 196.125 (Apr. 15, 2011 at NCAA Championships, Cleveland, Ohio)

Oregon State 196.100 - Alabama 197.050 (Apr. 15, 2011 at NCAA Championships, Cleveland, Ohio)

Oregon State 196.450 - Georgia 197.100 (Apr. 8, 2012 at NCAA Regionals, Auburn, Ala.)

Oregon State 195.350 - Arkansas 196.950 (Apr. 16, 2011 at NCAA Championships, Lincoln, Neb.)

Oregon State 195.925 - Ohio State 193.300 (Jan. 14, 2011 at Corvallis)

THE MEET

The Oregon State gymnastics team (20-5-1) concludes the 2012 season, April 20-22, at the NCAA Championships at Duluth, Ga. hosted by the Gwinnett Center and Georgia Tech ... The meet will be held at the Arena at the Gwinnett Center ... Competition begins Friday with the semifinal rounds of team competition; Oregon State is the fifth seed in the evening session beginning at 6 p.m. ET. The top three finishers in each session moves on. ... The excitement continues Saturday with the Super Six team finals and concludes Sunday with the Individual Event Finals ... This is the 23rd trip to the NCAA Championships for Oregon State and 26th national championships appearance (including AIAW) ... The Beavers' trip to Duluth marks the seventh straight appearance at the NCAA Championships ... Oregon State will be vying for its third-ever Super Six appearance and first since 1996.

ROTATION ORDER

	Vault	Bye b/f Bars	Bars	Beam	Bye b/f Floor	Floor
Rotation 1	FLORIDA	OHIO STATE	GEORGIA	ALABAMA	OREGON ST.	ARKANSAS
Rotation 2	ARKANSAS	FLORIDA	OHIO STATE	GEORGIA	ALABAMA	OREGON ST.
Rotation 3	OREGON ST.	ARKANSAS	FLORIDA	OHIO STATE	GEORGIA	ALABAMA
Rotation 4	ALABAMA	OREGON ST.	ARKANSAS	FLORIDA	OHIO STATE	GEORGIA
Rotation 5	GEORGIA	ALABAMA	OREGON ST.	ARKANSAS	FLORIDA	OHIO STATE
Rotation 6	OHIO STATE	GEORGIA	ALABAMA	OREGON ST.	ARKANSAS	FLORIDA

SOCIAL MEDIA FOR OREGON STATE GYMNASTICS

facebook

OregonStateGymnastics

You Tube

osgym

twitter

OregonStateGym

MEDIA

The 2012 NCAA Championships will be televised by ESPNU via tape delay Wednesday, May 2 at 5:30 p.m. PT ... The talent will be Kathy Johnson-Clarke (play-by-play) with Bart Conner and Suzanne Yoculan providing analysis ... Saturday's Super Six and Sunday's Individual Event Finals will have live video at ESPN3, which is ESPN's live multi-screen network, a 24/7 destination that delivers thousands of global sports events annually and accessible online via WatchESPN.com ... Live stats and a live webcast of the entire competition will be available at www.NCAA.com ... As always, fans are also encouraged to follow the Beavers via Twitter - @OregonStateGym.

FOLLOWING THE BEAVERS

The Beavers have their own Facebook (OregonStateGymnastics), YouTube channel (osgym) and Twitter feed (@OregonStateGym) which are frequently updated with all of the latest news and happenings surrounding the squad.

ROTATION ORDER

For the second meet in a row Oregon State begins the meet on a bye before the floor exercise. OSU will follow fourth-seeded Arkansas all evening while second-seeded Alabama will follow the Beavers. This rotation draw means the Beavers will finish the meet on the balance beam while Ohio State will be on the vault, Alabama on the uneven bars and Florida on the floor exercise. Georgia and Arkansas will finish on a bye. See the table on page 1 for more details.

LAST TIME ON THE COMPETITION FLOOR

The second-seed of the Auburn Regional, Oregon State survived the regional round of competition to qualify for its seventh straight berth at the NCAA Championships. OSU used a strong performance on the uneven bars (fourth rotation) to squeeze past Michigan and held on in the final rotation on the balance beam holding off the Wolverines and, host, Auburn for second place, 196.450-196.325-196.100. Senior **Leslie Mak** scored 9.925 to win the beam title in the final routine of the meet to send the Beavers back to nationals. Mak and fellow senior **Olivia Vivian** tied for the regional title on the bars with scores 9.90. Mak finished tied for second in the all-around (39.425) while **Melanie Jones** (39.275), **Brittany Harris** (39.150) and **Makayla Stambaugh** (39.125) each joined her on the plus-side of the 39-point mark for the fourth time this season.

LAST YEAR AT NCAA CHAMPIONSHIPS

In 2011, Oregon State had a solid, but not spectacular, performance at the NCAA Championships. The Beavers posted the meet's highest score as a bars lineup (49.400). But the Beavers finished fifth in the session with just one-tenth of a point separating them from an elusive trip to the Super Six. **Leslie Mak** had an excellent meet scoring 39.350 in the all-around to tie for third. **Jen Kesler** tallied a season-high 9.90 on the bars to tie teammates **Makayla Stambaugh**, **Olivia Vivian** and three others for first on the event to advance to the Individual Event Finals. Then-freshman **Brittany Harris** and then-sophomore **Kelsi Blalock** (who was practically a freshman after missing most of her first year due to injury) performed well in their first meets on the a podium with each hitting all three of their routines. Blalock just missed becoming an All-American on the vault with a team-leading 9.875 while Harris tallied her biggest score of 9.85 on the bars. Stambaugh posted a pair of 9.90's on bars and floor to advance to compete in Event Finals ... Four gymnasts - Kesler, Mak, Stambaugh and Vivian - reached Individual Event Finals, the most for OSU since four accomplished the feat in 1994. Kesler finished second on the bars, Stambaugh was third and Vivian sixth on the event. Stambaugh added an eighth place finish on the floor and Mak was 10th on the beam.

OSU VS. THE FIELD

Session I

Team	Overall	Postseason
LSU	7-9-1	4-7-1
Oklahoma	6-7	4-5
Nebraska	9-13	4-6
Stanford	55-26	17-3
UCLA	25-75-1	7-31
Utah	8-60	1-24

Session II

Team	Overall	Postseason
Alabama	2-26	0-23
Arkansas	4-3	1-2
Florida	8-18	8-12
Georgia	3-16	2-14
Ohio State	8-3	4-2

2012 OREGON STATE ROSTER

GYMNAST	EVENTS	HT.	CLASS	EXP	HOMETOWN (HIGH SCHOOL / CLUB)
Kelsi Blalock	AA	5-4	Jr.	2V	Puyallup, Wash. (Rogers HS / Gymnastics East)
Hannah Casey	V, UB, FX	5-5	So.	1V	Portland, Ore. (Jesuit HS / Multnomah Athletic Club)
Stefanie Daley	UB, BB	5-2	Fr.	HS	Springfield, Ore. (Thurston HS / National Academy of Artistic Gymnastics)
Brittany Harris	AA	5-7	So.	1V	Tulsa, Okla. (Union HS / Krafft Gymnastics Academy)
Melanie Jones	AA	5-0	Jr.	2V	Melbourne, Australia (Kilbreda College / Gymnastics Australia)
Taylor Keeker	V, UB, FX	5-6	Fr.	HS	Keizer, Ore. (McNary HS / Multnomah Athletic Club)
Leslie Mak	AA	5-4	Sr.	3V	Toronto, Ontario (Stamford HS (CT) / Arena Gymnastics)
Stephanie McGregor	V, UB, FX	5-1	Sr.	3V	Calgary, Alberta (Bishop Carroll HS / Gymnastics Gym Club)
Katelyn Ohlrich	AA	5-5	Fr.	HS	Bend, Ore. (Mountain View HS / Cascade All Star Gymnastics)
Kailie Ponto	V, BB, FX	5-5	Fr.	HS	Kenmore, Wash. (Inglemoor HS / Leading Edge Gymnastics Academy)
Makayla Stambaugh	AA	5-4	Jr.	2V	Sacramento, Calif. (Horizon Charter / Byers Gymnastics)
Chelsea Tang	AA	5-2	Fr.	HS	Eugene, Ore. (South Eugene HS / National Academy of Artistic Gymnastics)
Olivia Vivian	UB, BB, FX	5-6	Sr.	3V	Perth, Australia (Churchlands Senior HS / Gymnastics Australia)
Cerise Witherby	AA	4-10	Fr.	HS	Huntington Beach, Calif. (Edison HS / Wildfire Gymnastics)

HEAD COACH: Tanya Chaplin (15th season)

ASSOCIATE HEAD COACH: Michael Chaplin (15th season)

ASSISTANT COACH: John Carney (4th season)

VOLUNTEER ASSISTANT: Mandi Rodriguez (1st season)

DIRECTOR OF OPERATIONS: Bea Whisenhunt (8th season)

DIRECTOR OF SPECIAL PROJECTS: Dick Foxal (25th season)

UNDERGRADUATE STUDENT ASSISTANTS: Jen Kesler & Amanda Schulberg

ATHLETIC TRAINER: Deb Graff (17th season)

PRONUNCIATION GUIDE

Kelsi BlalockBLAY-lock

Katelyn Ohlrichole-rich

Makayla Stambaugh . . . STAM-bah

Tanya ChaplinTAWN-yuh

Bea WhisenhuntBAY-uh

GYMINFO RANKINGS NATIONAL POLL

APRIL 9, 2012 RANKINGS (NQS)

1.	Florida	394.770
2.	UCLA	394.495
3.	Oklahoma	394.385
4.	Alabama	394.270
5.	Georgia	394.095
6.	Nebraska	393.555
7.	Utah	393.530
8.	Arkansas	393.370
9.	OREGON STATE	393.210
10.	Stanford	393.085
11.	LSU	392.645
12.	Ohio State	392.470
13.	Michigan	392.150
14.	Boise State	392.105
15.	Auburn	392.065
16.	Penn State	391.880
17.	North Carolina State	391.845
18.	Illinois	391.420
—	Washington	391.420
20.	Missouri	391.375
21.	West Virginia	391.165
22.	Arizona	391.095
23.	Denver	390.965
24.	Minnesota	390.785
25.	Kentucky	390.240

Bold indicates 2012 opponent.

GYMINFO RANKING SCHEDULE:

Through Feb. 20, the teams are ranked by total season average. Beginning Feb. 27, the rankings will be done by Regional Qualifying Score (RQS) which consists of a team's three highest road scores and the next three highest scores. The high score is subtracted from the six event totals and the remaining amount is divided by five.

2012 PRESEASON COACHES POLL

1.	UCLA (8)	932
2.	Alabama (17)	926
3.	Florida (8)	903
4.	Oklahoma (2)	879
5.	Utah (1)	806
6.	Nebraska	741
7.	OREGON STATE (1)	725
8.	Stanford (1)	702
9.	Georgia	687
10.	Michigan (2)	641
11.	Arkansas	617
12.	LSU	539
13.	Penn State	496
14.	Boise State	449
15.	Illinois	371
16.	Washington	343
17.	Auburn	324
18.	Ohio State	246
19.	Arizona	233
20.	Denver	214
21.	Kent State	202
22.	Minnesota	154
23.	Kentucky	144
24.	Iowa State	122
25.	Iowa	120

Other teams receiving votes:

Missouri, Central Michigan, NC State, **Arizona State**, Southern Utah, **West Virginia**, North Carolina, BYU, Western Michigan, **Michigan State**, Utah State, Illinois State, **New Hampshire**, Maryland, San Jose State, Pittsburgh, **California**, Illinois-Chicago, Northern Illinois, Rutgers.

Bold indicates 2012 opponent.

RETURNING TO NATIONALS

Oregon State once again returns an experienced group to the NCAA Championships. Six current OSU gymnasts competed at Cleveland, Ohio in 2011 competing 19 out of 24 routines. It should be noted that **Stephanie McGregor** who performed on vault and bars in Cleveland is out for the season due to injury. It should also be noted that junior all-arounder **Melanie Jones** missed the 2011 championships after suffering a calf injury during warm-ups ... In addition, five gymnasts were also in the competitive lineup at the 2010 championships meet at Gainesville, Fla. making up 13 routines ... Further, **Leslie Mak** performed three events (and McGregor vaulted) as a freshman at the 2010 championships in Lincoln, Neb.

RETURNING ALL-AMERICANS

OSU returns three gymnasts who have combined for six All-America honors. **Makayla Stambaugh** has earned first team All-American recognition on the floor exercise in each of her two previous NCAA Championships appearances (12th in 2010 & 8th in 2011) and earned first team honors on the bars in 2011, finishing third at Individual Event Finals. **Leslie Mak** is a two-time first team All-American after earning honors in the all-around and on beam (10th) in 2011. **Olivia Vivian** earned All-America recognition for the first time in 2011 and finished sixth on the uneven bars.

IN THE RANKINGS

All four of Oregon State's lineups finished the regular season ranked among the best in the NCAA. The Beavers are ranked 15th on vault (49.135 RQS), tied for No. 7 on the uneven bars (49.235), No. 6 on the balance beam (49.200) and No. 8 on the floor exercise (49.265). In addition, several OSU gymnasts are ranked among the top 25 in the nation: **Leslie Mak** is tied for No. 1 on the beam (9.930), tied for No. 16 on the bars (9.885) and is tied for No. 13 in the all-around (39.400); **Makayla Stambaugh** is tied for No. 15 in the all-around (39.390), tied for No. 9 on the floor (9.905) and is tied for No. 16 on the bars (9.885). **Melanie Jones** is tied for No. 13 on the floor (9.900) and is No. 23 on the beam (9.870); **Olivia Vivian** is tied for No. 9 on the bars (9.895); and **Kelsi Blalock** is tied for No. 20 on the vault (9.905).

BEAM QUEEN

For the second year in a row, **Leslie Mak** was ranked tied for No. 1 in the nation on the balance beam as the regular season closed (and the final set of national rankings were released). This is the third time this season Mak has been ranked in the top spot, although she is currently tied with Megan Ferguson of Oklahoma, with a regional qualifying score of 9.930 ... in 2011, Mak spent five weeks ranked No. 1 in the country.

PAC-12 GYMNAST OF THE YEAR

Following the Pac-12 Championship meet **Leslie Mak** was announced as the Pac-12 Gymnast of the Year. After earning Pac-10 Gymnast of the Year honors in 2011, Mak is the first gymnast in conference history to earn the honor in consecutive years. The award is determined by a vote of the conference's head coaches. Mak, who was an outstanding three event athlete for the Beavers in her first two years in the program, added vault to her arsenal in 2011 and has performed in the all-around in all 25 meets the last two seasons. During that time Mak has "hit" 99 out of 101 routines, including 47 out of 48 this season. Mak has won 20 individual titles in 2012 - ranking ninth in OSU single season history - and 53 in her career - ranking fourth in OSU history in wins ... Mak is the second gymnast in school history to earn Gymnast of the Year honors twice joining Chari Knight (1992 & '94) ... Three other gymnasts in conference history - all from UCLA - have earned two GOY honors (not in consecutive seasons) including OSU head coach **Tanya (Service) Chaplin** (1987 & '89), Jill Andrews (1988 & '90) and Leah Homma (1995 & '97).

ALL-PAC-12 TEAM

Six Oregon State gymnasts were part of the All-Pac-12 team when the awards were announced recently. OSU's all-conference gymnasts are **Kelsi Blalock**, **Brittany Harris**, **Melanie Jones**, **Leslie Mak**, **Makayla Stambaugh** and **Olivia Vivian** ... OSU gymnasts earned three out of six all-around spots on the first team with Jones, Mak and Stambaugh each getting the nod. It is the first all-conference award for Jones, while Mak earned first team in the all-around for the second straight year after earning first team All-Pac-10 on beam in 2010 and on bars in 2009. It was Stambaugh's first all-around award after receiving first team recognition on the floor the two previous years and first team on bars in 2011. Vivian earned first team on bars for the second year in a row and also was recognized on beam last year. Blalock earned second team honors on the vault - she previously earned first team on the event in 2011. Harris garnered second team all-conference on the bars, it is her first all-conference award.

OREGON STATE FLOOR MUSIC

Kelsi Blalock — *Lean Back*

Brittany Harris — *Rize/Drumline mix*

Olivia Vivian — *Michael Jackson mix*

Leslie Mak — *Angelica* from *Pirates of the Caribbean*

Melanie Jones — *Heart of Courage*

Makayla Stambaugh — *Montserrat*

Chelsea Tang — *Transcendence*

Cerise Witherby — *Leilat Hob* by Said M'Rad

ALL-ACADEMIC

Leslie Mak and **Olivia Vivian** were recognized for their work in the classroom when the Pac-12 All-Academic team was announced last week. Mak received second team status for the third straight year. Vivian, who was recognized for the third time as well, was named honorable mention.

MAK A FINALIST FOR AAI AWARD

OSU senior **Leslie Mak** has been named one of six finalists for the AAI Award as announced by American Athletic, Inc. ... the AAI Award recognizes the most outstanding senior female gymnast in the country and is voted on by every NCAA head coach ... The field has been narrowed to six finalists including: Mak, Kat Ding of Georgia, Megan Ferguson of Oklahoma, Amy Glass of Boise State, Jaime Pisani of Arkansas and GERALD Stack-Eaton of Alabama ... the award will be presented at the national championships banquet Thursday evening, April 19.

PAC-12 HONORS OSU GYMNASTS

Oregon State gymnasts garnered "best of the week" statu six times in 2012. **Leslie Mak** earned Pac-12 Gymnast of the Week awards twice and **Makayla Stambaugh** once, while Mak twice earned Pac-12 Special Performance of the Week honors and **Melanie Jones** once ... Mak, who ultimately became the first athlete in conference history to repeat as Gymnast of the Year in consecutive years, earned GOW (Jan. 9-15) following the Beavers' season opening upset of then-No. 4 Oklahoma after scoring 39.400 in the all-around ... Mak added SPOW (Jan. 16-22) honors the following week after tying her career-high of 9.95 on the beam in a win at then-No. 13 Arizona ... Mak received her second GOW award (Feb. 6-12) of the season after she added a second 9.95 on beam and scored 39.675 in the all-around - the second-highest score in OSU history - in a tri-meet at UC Davis. In addition, Jones received the first SPOW (Feb. 6-12) of her career for scoring a career-high 9.95, including a 10.0 from one judge, on the floor exercise ... Stambaugh received her only GOW of the season (Feb. 13-19), and the third of her career, following OSU's Pink Out. Stambaugh led the Beavers scoring 39.425, including a 9.925 in the meet's final routine on the floor to secure a tie against then-No. 7 UCLA ... Mak tied her career-high for the third time this season scoring 9.95, including a perfect 10.0 from one judge, on the beam against UCLA to hear her second SPOW (Feb. 13-19) of the season, and the fifth of her career.

HITS & MISSES

GYMNAST	2012	%	CAREER	%
Leslie Mak	47-48	.979	163-169	.964
Brittany Harris	45-48	.938	77-81	.951
Makayla Stambaugh	45-46	.978	128-140	.914
Melanie Jones	39-42	.929	87-96	.906
Olivia Vivian	32-35	.914	112-119	.941
Kelsi Blalock	31-35	.886	75-80	.938
Chelsea Tang	17-17	1.000	17-17	1.000
Hannah Casey	11-12	.917	11-12	.917
Cerise Witherby	3-3	1.000	3-3	1.000
Katelyn Ohlrich	1-1	1.000	1-1	1.000
Stephanie McGregor	0-0	—	78-82	.951
Stefanie Daley	0-0	—	0-0	—
Taylor Keeker	0-0	—	0-0	—
Kailie Ponto	0-0	—	0-0	—

INDISPENSABLES

In 2012, six Oregon State gymnasts - **Kelsi Blalock**, **Brittany Harris**, **Melanie Jones**, **Leslie Mak**, **Makayla Stambaugh** and **Olivia Vivian** - have carried the weight of performing multiple events all season. Mak and Harris have each performed in the all-around in all 12 meets, while Stambaugh has gone all-around 11 times and Jones joined the all-around crew seven meets ago. Blalock (who has performed in the all-around once this year) and Vivian are fixtures in three lineups. Overall, that combination of gymnasts have performed 254 out of OSU's 287 routines this season or 88.5% of the team's production. Perhaps more amazing is that they have "hit" 239 of those routines for a "hit" rate of 94%.

OSU IN THE NATION

EVENT	RANK (AVG)
Vault	15th (49.135)
Uneven Bars	t-7th (49.235)
Balance Beam	6th (49.200)
Floor Exercise	8th (49.265)

INDIVIDUAL	EVENT	RANK (RQS)
Leslie Mak	AA	t-13th (39.400)
Makayla Stambaugh	AA	t-15th (39.390)
Kelsi Blalock	Vault	t-20th (9.905)
Olivia Vivian	Bars	t-9th (9.895)
Leslie Mak	Bars	t-16th (9.885)
Makayla Stambaugh	Bars	t-16th (9.885)
Leslie Mak	Beam	t-1st (9.930)
Melanie Jones	Beam	.23rd (9.870)
Makayla Stambaugh	Floor	t-9th (9.905)
Melanie Jones	Floor	t-13th (9.900)

OSU IN THE PAC-12

EVENT	RANK (AVG)
Vault	4th (49.135)
Uneven Bars	2nd (49.235)
Balance Beam	2nd (49.200)
Floor Exercise	3rd (49.265)

INDIVIDUAL	EVENT	RANK (RQS)
Leslie Mak	AA	2nd (39.400)
Makayla Stambaugh	AA	3rd (39.390)
Brittany Harris	AA	8th (39.165)
Melanie Jones	AA	10th (39.075)
Kelsi Blalock	Vault	5th (9.905)
Olivia Vivian	Bars	2nd (9.895)
Leslie Mak	Bars	t-4th (9.885)
Makayla Stambaugh	Bars	t-4th (9.885)
Leslie Mak	Beam	1st (9.930)
Melanie Jones	Beam	7th (9.870)
Makayla Stambaugh	Floor	3rd (9.905)
Melanie Jones	Floor	t-5th (9.900)
Leslie Mak	Floor	9th (9.880)

SEASON-HIGHS

	V	UB	BB	FX	A-A
Kelsi Blalock	9.950	9.000	9.825	9.850	38.425
Hannah Casey	—	9.825	—	—	—
Brittany Harris	9.875	9.875	9.875	9.825	39.325
Melanie Jones	9.800	9.850	9.900	9.950	39.425
Taylor Keeker	—	9.750 EX	—	—	—
Leslie Mak	9.875	9.950	9.950	9.925	39.675
Katelyn Ohlrich	9.500	9.675 EX	—	—	—
Kailie Ponto	—	—	9.850 EX	—	—
Makayla Stambaugh	9.875	9.925	9.800	9.950	39.450
Chelsea Tang	9.825	9.825	9.800	9.625	38.225
Olivia Vivian	—	9.950	9.900	9.850	—
Cerise Witherby	9.625	—	9.575 EX	9.450 EX	—

Overall	197.400	at UC Davis (2/10)
Vault	49.200	four times - last at Pac-12's (3/24)
Uneven Bars	49.425	at UC Davis (2/10) & vs. UCLA, CAL (2/17)
Balance Beam	49.425	at UC Davis (2/10)
Floor Exercise	49.350	at UC Davis (2/10) & at Pac-12's (3/24)

CAREER-HIGHS

	V	UB	BB	FX	A-A
Kelsi Blalock	9.950	9.800	9.875	9.850	39.300
Hannah Casey	—	9.825	—	—	—
Brittany Harris	9.875	9.875	9.900	9.875	39.375
Melanie Jones	9.875	9.850	9.900	9.950	39.425
Leslie Mak	9.875	9.975	9.950	9.925	39.675
Stephanie McGregor	9.850	9.850	—	9.825	—
Katelyn Ohlrich	9.500	9.675 EX	—	—	—
Kailie Ponto	—	—	9.850 EX	—	—
Makayla Stambaugh	9.875	9.925	9.900	9.950	39.525
Chelsea Tang	9.825	9.825	9.800	9.625	38.225
Olivia Vivian	—	9.975	9.900	9.875	—
Cerise Witherby	9.625	—	9.575 EX	8.825 EX	—

Overall	197.675	Salbasgeon Suites Invitational (3/5/04)
Vault	49.475	vs. Utah (3/14/99) & at NCAA Super Six (4/26/96)
Uneven Bars	49.575	vs. Washington (3/6/09)
Balance Beam	49.600	at Utah (3/12/04)
Floor Exercise	49.700	vs. Stanford (2/27/04)

OSU INDIVIDUAL TITLES

GYMNAST	TITLES
Leslie Mak (20)	6, Bars
.....	7, Beam
.....	2, Floor
.....	5, All-Around
Makayla Stambaugh (11)	2, Vault
.....	6, Floor
.....	3, All-Around
Kelsi Blalock (5)	4, Vault
.....	1, Beam
Olivia Vivian (4)	4, Bars
Melanie Jones (3)	1, Beam
.....	2, Floor

2012 HONORS & ACCOLADES

KELSI BLALOCK

All-Pac-12 Second Team - Vault

BRITTANY HARRIS

All-Pac-12 Second Team - Uneven Bars

MELANIE JONES

Pac-12 First Team - All-Around

Pac-12 Special Performance of the Week (Feb. 6-12)

LESLIE MAK

Pac-12 Gymnast of the Year

NCAA Auburn Regional Champion - Balance Beam

NCAA Auburn Regional Co-Champion - Uneven Bars

All-Pac-12 First Team - All-Around

Pac-12 Gymnast of the Week (Jan. 9-15)

Pac-12 Special Performance of the Week (Jan. 16-22)

Pac-12 Gymnast of the Week (Feb. 6-12)

Pac-12 Special Performance of the Week (Feb. 13-19)

Pac-12 All-Academic Second Team

MAKAYLA STAMBAUGH

All-Pac-12 First Team - All-Around

Pac-12 Gymnast of the Week (Feb. 13-19)

OSU *everyday champion*

OLIVIA VIVIAN

NCAA Auburn Regional Co-Champion - Uneven Bars

All-Pac-10 First Team - Uneven Bars

Pac-12 All-Academic Honorable Mention

WEEBLES WOBBLE BUT THEY DON'T FALL DOWN

The Oregon State gymnasts have been mentally tough this season overcoming adversity whenever the need has arisen. The Beavers have counted a fall only once in 2012, 13 weeks ago at Arizona (Jan. 20) when they had two falls on the balance beam and two other less than stellar routines. Despite the struggles early in that lineup veterans **Olivia Vivian** and **Leslie Mak** recovered to preserve the road win. Vivian "hit" her routine immediately following back-to-back falls to set up Mak for one of her best routines of the year which netted a score of 9.95.

MAK AND "MACK" ATTACK IS BACK

Leslie Mak and **Makayla Stambaugh** ("Mack") have been teaming up to beat the competition for more nearly three years and both rank among the top 10 in event titles in OSU history. Recently both members of the Mak Attack were named to the All-Pac-12 First Team in the all-around. In 2011, Mak won 22 event titles, which tied for sixth on OSU's single season list. Overall, Mak has tallied 53 event titles - including 20 this season, which is ninth - in her career, good for fourth in OSU history. Meanwhile, Stambaugh, a junior, has notched 32 wins in her career - including 11 this season. - to move into eighth in the OSU record books.

Gymnast	Career Titles
1. Chari Knight (1991-94)	116
2. Joy Selig (1988-91)	89
3. Mandi Rodriguez (2007-10)	68
4. Leslie Mak (2009-present)	53
5. Jami Lanz (2006-09)	48
6. Megan Murphy-Barcroft (1996-99)	37
7. Tanya Riccioli-Hebron (2000-04)	33
8. Makayla Stambaugh (2008-present)	32
9. Tasha Smith (2006-09)	31
10. Lara Degenhardt (1998-2001)	26

Gymnast	Season Titles
1. Chari Knight (1992)	45
2. Joy Selig (1990)	35
3. Chari Knight (1991)	30
4. Joy Selig (1989)	27
5. Mandi Rodriguez (2009)	26
6. Leslie Mak (2011)	22
Chari Knight (1993)	22
8. Mandi Rodriguez (2010)	21
9. Leslie Mak (2012)	20
10. Jami Lanz (2008)	19
Chari Knight (1994)	19

LOOK WHAT I CAN DO

For the second consecutive season a veteran OSU gymnast is unveiling a new talent ... and not just a new skill but an entirely new event! **Melanie Jones** had not trained much on the uneven bars at Oregon State due to previous injuries. That is until this autumn. Jones, who OSU coaches say is a phenomenal gymnast on the bars, returned to the apparatus this fall and it didn't take long for her to join the lineup. Now the former Australian Olympic alternate has been an all-arounder for the last six meets and set a career-high of 39.425 at Pac-12 Championships. Most recently Jones was picked as an All-Pac-12 First Team member in the all-around ... In 2010, **Leslie Mak** returned to the vault runway for the first time in four years and performed in the all-around all season eventually earning Pac-10 Gymnast of the Year honors.

PACKING GILL

As is usual during gymnastics season in Corvallis, fans arrived at Gill Coliseum in droves in 2012. The Oregon State gymnastics performed before 20,486 fans over the course of five home meets - an average of 4,097 per meet. Currently Oregon State unofficially ranks sixth in the nation in average attendance.

PINK OUT SUCCESS

Oregon State's annual Pink Out was once again a success in 2012. This year's Pink Out involved three separate, but related, events beginning with Friday night's Pink Out gymnastics meet, Saturday morning's Pink Out Breakfast and Silent Auction, and Saturday afternoon's Pink Out women's basketball game. The breakfast and silent auction were put on by the booster clubs of each program. In all, the eighth annual Pink Out events raised \$9,309 for a local breast cancer organization - The Corvallis Clinic Foundation's Project H.E.R. (Help. Enlightenment. Resources.).

PACKED HOUSE

TOP ALL-TIME GYMNASTICS

ATTENDANCE FIGURES AT OREGON STATE

1.	NCAA Championships (4/20/90)	8,501
2.	NCAA Championships (4/21/90)	8,245
3.	vs. Utah (2/7/97)*	7,583
4.	Shanico Inn-Vitational (3/4/94)	7,506
5.	NCAA West Regionals (4/6/91)	7,488
6.	vs. UCLA (1/28/11)	7,128
7.	vs. Utah (2/1/92)	7,014
8.	Shanico Inn-Vitational (3/7/97)	6,981
9.	NCAA Championships (4/17/93)	6,731
10.	vs. Utah (2/15/91)	6,543
11.	vs. Utah (1/28/94)	6,303
—	vs. UCLA & CAL (2/17/12)	6,035

* indicates regular season meet record

HOME ATTENDANCE (BY AVERAGE)

2012	4,097	2004	3,336 (7th)
2011	4,275 (5th)	2003	3,693 (5th)
2010	4,170 (6th)	2002	2,804 (6th)
2009	4,092 (5th)	2001	2,974 (4th)
2008	3,800 (5th)	2000	3,819 (4th)
2007	3,421 (5th)	1999	3,813 (4th)
2006	3,101 (6th)	1998	4,799 (4th)
2005	3,266 (7th)		

TO BE THE BEST, YOU'VE GOT TO BEAT THE BEST

Once again the Beavers' schedule will provide tough challenges week-in and week-out. Head coach **Tanya Chaplin's** philosophy of competing against the best competition possible each week will help to prepare her squad for the stresses of high caliber competition in the postseason. OSU is slated to face 14 opponents over the course of the season leading up to the Pac-12 Championships and the postseason. Of those opponents eight were ranked in the NACGC/W Preseason Coaches' Poll and three others received votes.

2012 E-MAGAZINE

Fans, have you seen the 2012 OSU Gymnastics e-magazine? Check out the interactive magazine by following this link: www.iamorangemags.com.

LOOKING FORWARD TO 2013

In addition to the usual home slate, next season Oregon State will host the Pac-12 Championships and NCAA Regionals in 2013. The conference meet will be March 22 while the regional will take place April 6.

FOUR MORE FOR 2013

In November, the Oregon State gymnastics staff put the finishing touches on the 2013 recruiting class with the announcement of four gymnasts joining Beaver Nation. Erika Aufiero (Sparks, Nev.), Sarah Marquez (San Jose, Calif.), Nicole Turner (Colleyville, Texas) and Jaime Wright (Coeur d'Alene, Idaho) will join the program for the 2013 season and are scheduled to enroll at OSU in September ... "This is an exciting group of young women that combine to make a great class. They are an outstanding fit for our program and have the potential to have an immediate impact on the program," **Tanya Chaplin** said.

Vault Lineups

OKLAHOMA	ARIZONA	STANFORD	WASHINGTON	UC DAVIS	UCLA	BOISE ST	UTAH	DENVER	NEW HAMP	PAC-12	REGIONALS	NCAA's
Witherby	Witherby	Witherby	Tang	Tang	Tang	Tang	Jones	Jones	Jones	Jones	Jones	
Tang	Tang	Stambaugh	Stambaugh	Mak	Mak	Mak	Tang	Tang	Tang	Tang	Tang	
Stambaugh	Stambaugh	Blalock	Blalock	Harris	Harris	Harris	Mak	Mak	Mak	Mak	Mak	
Blalock	Blalock	Mak	Mak	Stambaugh	Stambaugh	Stambaugh	Harris	Harris	Stambaugh	Stambaugh	Stambaugh	
Mak	Mak	Harris	Harris	Blalock	Blalock	Blalock	Blalock	Stambaugh	Harris	Harris	Harris	
Harris	Harris	Ohlrich	Jones	Jones	Jones	Jones	Stambaugh	Blalock	Blalock	Blalock	Blalock	

Uneven Bars Lineups

OKLAHOMA	ARIZONA	STANFORD	WASHINGTON	UC DAVIS	UCLA	BOISE ST	UTAH	DENVER	NEW HAMP	PAC-12	REGIONALS	NCAA's
Casey	Casey	Casey	Casey	Casey	Casey	Casey	Casey	Casey	Casey	Casey	Casey	
Tang	Tang	Jones	Blalock	Jones	Jones	Jones	Jones	Jones	Jones	Jones	Jones	
Harris	Harris	Harris	Harris	Harris	Harris	Harris	Harris	Harris	Harris	Harris	Harris	
Stambaugh	Stambaugh	Stambaugh	Stambaugh	Stambaugh	Stambaugh	Stambaugh	Stambaugh	Stambaugh	Stambaugh	Stambaugh	Stambaugh	
Mak	Mak	Mak	Mak	Mak	Mak	Mak	Mak	Vivian	Vivian	Vivian	Vivian	
Vivian	Vivian	Vivian	Vivian	Vivian	Vivian	Vivian	Vivian	Mak	Mak	Mak	Mak	

Balance Beam Lineups

OKLAHOMA	ARIZONA	STANFORD	WASHINGTON	UC DAVIS	UCLA	BOISE ST	UTAH	DENVER	NEW HAMP	PAC-12	REGIONALS	NCAA's
Stambaugh	Tang	Stambaugh	Blalock	Stambaugh	Stambaugh	Stambaugh	Blalock	Stambaugh	Stambaugh	Stambaugh	Stambaugh	
Tang	Stambaugh	Blalock	Stambaugh	Blalock	Blalock	Blalock	Tang	Blalock	Blalock	Blalock	Blalock	
Harris	Harris	Harris	Harris	Harris	Harris	Harris	Harris	Harris	Harris	Harris	Harris	
Jones	Jones	Jones	Jones	Jones	Jones	Jones	Jones	Jones	Jones	Jones	Jones	
Vivian	Vivian	Vivian	Vivian	Vivian	Vivian	Vivian	Vivian	Vivian	Vivian	Vivian	Vivian	
Mak	Mak	Mak	Mak	Mak	Mak	Mak	Mak	Mak	Mak	Mak	Mak	

Floor Exercise Lineups

OKLAHOMA	ARIZONA	STANFORD	WASHINGTON	UC DAVIS	UCLA	BOISE ST	UTAH	DENVER	NEW HAMP	PAC-12	REGIONALS	NCAA's
Blalock	Blalock	Blalock	Blalock	Blalock	Blalock	Blalock	Blalock	Blalock	Blalock	Blalock	Blalock	
Harris	Harris	Harris	Harris	Harris	Harris	Harris	Harris	Harris	Harris	Harris	Harris	
Vivian	Tang	Vivian	Vivian	Vivian	Vivian	Vivian	Vivian	Vivian	Vivian	Vivian	Vivian	
Jones	Jones	Jones	Jones	Jones	Jones	Jones	Jones	Jones	Mak	Mak	Mak	
Mak	Mak	Mak	Mak	Mak	Mak	Mak	Mak	Stambaugh	Jones	Jones	Jones	
Stambaugh	Stambaugh	Stambaugh	Stambaugh	Stambaugh	Stambaugh	Stambaugh	Stambaugh	Mak	Stambaugh	Stambaugh	Stambaugh	

OREGON STATE'S 2012 RESULTS AND RECORDS

Date	OSU Rank	Opponent (Rank)	OSU Score	Opp. Score	Attendance	Site	Overall	Pac-12
Jan. 13	No. 7	Oklahoma (No. 4)	196.525	195.975	3,241	Corvallis	1-0	—
Jan. 20	No. 4	Arizona (No. 13)	194.825	194.375	1,607	Tucson	2-0	1-0
Jan. 27	No. 10	Stanford (No. 12)	196.800	194.525	3,703	Corvallis	3-0	2-0
Feb. 3	No. 8	Washington (No. 21)	195.975	194.725	2,136	Seattle	4-0	3-0
Feb. 10	No. 9	Sacramento State (No. 43)	197.400	194.175	530	Davis	5-0	—
		UC Davis (No. 54)		193.875			6-0	—
Feb. 17	No. 8	UCLA (No. 7)	196.775	196.775	6,035	Corvallis	6-0-1	3-0-1
		California (No. 41)		192.350			7-0-1	4-0-1
Feb. 24	No. 8	Boise State (No. 16)	196.875	195.375	3,546	Corvallis	8-0-1	—
Mar. 2	No. 9	Utah (No. 7)	195.600	196.575	13,571	Salt Lake City	8-1-1	4-1-1
Mar. 10	No. 9	Denver (No. 22)	196.325	196.725	1,504	Denver	8-2-1	—
		Texas Women's (No. 38)		193.650			9-2-1	—
Mar. 16	No. 8	New Hampshire (No. 31)	196.725	193.050	3,961	Corvallis	10-2-1	—
		Seattle Pacific (No. 56)		191.000			11-2-1	—
Mar. 24	No. 8	Pac-12 Championships				Salt Lake City		
		UCLA (No. 4)	197.025	197.425	10,879		11-3-1	—
		Utah (No. 7)		197.375	(19,374)		11-4-1	—
		Stanford (No. 11)		196.825			12-4-1	—
		Arizona (No. 17)		195.900			13-4-1	—
		Arizona State (No. 26)		194.550			14-4-1	—
		Washington (No. 22)		194.125			15-4-1	—
		California (No. 49)		193.525			16-4-1	—
Apr. 7	No. 7	NCAA Auburn Regional			1,756	Auburn, Ala.		
		Georgia (No. 6)	196.450	197.100			16-5-1	—
		Michigan (No. 21)		196.325			17-5-1	—
		Auburn (No. 18)		196.100			18-5-1	—
		West Virginia (No. 27)		195.900			19-5-1	—
		Michigan State (No. 32)		194.050			20-5-1	—
Apr. 20	No. 9	NCAA Championships				Duluth, Ga.		
		Florida (No. 1)						
		Alabama (No. 4)						
		Georgia (No. 5)						
		Arkansas (No. 8)						
		Ohio State (No. 12)						










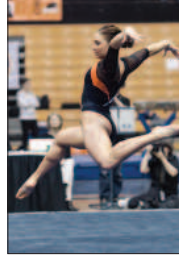
OREGON STATE'S TOP SCORERS AND FINISHES FROM EACH MEET

MEET	VAULT	UNEVEN BARS	BALANCE BEAM	FLOOR EXERCISE	ALL-AROUND
Oklahoma	Tang (3rd, 9.825)	Mak (1st, 9.900)	Mak (1st, 9.875)	Stambaugh (1st, 9.925)	Mak (1st, 39.400)
@ Arizona	Harris (2nd, 9.825)	Harris (2nd, 9.850)	Mak (1st, 9.950)	Jones (2nd, 9.850)	Mak (1st, 39.400)
				Mak (2nd, 9.850)	
Stanford	Blalock (1st, 9.950)	Vivian (1st, 9.925)	Mak (1st, 9.925)	Stambaugh (1st, 9.925)	Stambaugh (1st, 39.450)
@ Washington	Stambaugh (1st, 9.850)	Mak (1st, 9.900)	Blalock (1st, 9.825)	Stambaugh (1st, 9.850)	Stambaugh (1st, 39.325)
@ UC Davis w/ Sacramento State	Blalock (1st, 9.925)	Mak (1st, 9.950)	Mak (1st, 9.950)	Jones (1st, 9.950)	Mak (1st, 39.675)
				Stambaugh (1st, 9.950)	
California & UCLA	Blalock (2nd, 9.925)	Stambaugh (2nd, 9.875)	Mak (1st, 9.950)	Stambaugh (1st, 9.925)	Stambaugh (1st, 39.425)
		Mak (2nd, 9.875)			
		Vivian (2nd, 9.875)			
Boise State	Stambaugh (1st, 9.875)	Mak (1st, 9.900)	Mak (1st, 9.900)	Mak (1st, 9.900)	Mak (1st, 39.500)
	Blalock (1st, 9.875)	Vivian (1st, 9.900)		Stambaugh (1st, 9.900)	
@ Utah	Blalock (4th, 9.875)	Stambaugh (3rd, 9.825)	Jones (2nd, 9.875)	Jones (4th, 9.875)	Mak (2nd, 39.100)
@ Denver w/ Texas Women's	Blalock (2nd, 9.875)	Vivian (1st, 9.950)	Mak (2nd, 9.875)	Jones (1st, 9.925)	Harris (3rd, 39.200)
New Hampshire & Seattle Pacific	Blalock (1st, 9.925)	Mak (1st, 9.900)	Jones (1st, 9.875)	Mak (1st, 9.925)	Mak (1st, 39.400)
@ Pac-12 Championships	Stambaugh (10th, 9.875)	Stambaugh (2nd, 9.925)	Mak (4th, 9.925)	Jones (2nd, 9.925)	Stambaugh (4th, 39.475)
	Blalock (10th, 9.875)				
@ NCAA Auburn Regionals	Mak (10th, 9.850)	Vivian (1st, 9.900)	Mak (1st, 9.925)	Jones (2nd, 9.900)	Mak (2nd, 39.425)
	Blalock (10th, 9.850)	Mak (1st, 9.900)			
@ NCAA Championships					

THE BEAVERS' ROUTINES FOR 2012

	 KELSI BLALOCK	 HANNAH CASEY	 BRITTANY HARRIS	 MELANIE JONES	 TAYLOR KEECKER	 LESLIE MAK
 VAULT	Yurchenko layout with a full twist - 10.0	Tsukahara tuck 1½ - 10.0	Yurchenko layout with a full twist -10.0	Yurchenko layout with a full twist -10.0	Yurchenko layout with a full twist - 10.0	Yurchenko layout with a full twist - 10.0
 UNEVEN BARS	Blind change to piked Jaeger; Full twisting double fly away dismount	Giant full to Gienger to overshoot; Giant full to double tuck dismount	Shaposhnikova to overshoot; Giant full to double pike dismount	Toe on - Toe off to Gienger; Giant full to overshoot; Double layout dismount	Piked Jaeger to overshoot handstand; Giant full to double pike dismount	Toe on - Toe off ½ turn to piked Jaeger; Full twisting Pak Salto; Full twisting double fly away dismount
 BALANCE BEAM	Flic-flac to a layout to a flic-flac; Split jump w/ a full twist to a beat jump; Wolf jump to a tuck jump with a full twist to a beat jump; Gainer layout		Kickover front to beat jump; Flic-flac to a layout; Switch leap to a straddle with a ¼ twist; Back handspring to one arm back handspring to gainer full	Tuck front salto; Split jump with a ½ twist to a beat jump; Flic-flac to a layout to a full twisting layout dismount		Front aerial walk-over to a flic-flac to a gainer layout; Switch leap to gainer with a full twist; Switch leap to tour jete; Illusion to a beat jump
 FLOOR EXERCISE	Front handspring Rudi to layout stepout; Front layout with a full twist to a front layout; 2½ twist	Double back in pike position; 2½ twist; 1½ twist to front layout	2½ twisting layout to a punch front; Double pike; Tour jete with a ½ twist to a wolf jump with a full twist; Front layout with a full twist to a pike front	Rudi to layout; Front layout with a full twist to a front layout; Double back in tuck position		Double back in pike position; 2½ twist; Round off 1½ to front layout with ½ twist

THE BEAVERS' ROUTINES FOR 2012

 KATELYN OHLRICH	 KAILIE PONTO	 MAKAYLA STAMBAUGH	 CHELSEA TANG	 OLIVIA VIVIAN	 CERISE WITHERBY	
Yurchenko layout with a full or ½ twist -10.0	Yurchenko layout with a full or ½ twist -10.0	Yurchenko layout with a full twist - 10.0	Yurchenko layout with a full twist - 10.0		Tsukahara layout with a full twist - 10.0	 VAULT
Tkatchev to overshoot; Giant full to double tuck dismount		Tkatchev; Blind change to a Jaeger; Full-twisting double back dismount	Giant full Tkatchev; Overshoot; Full twisting double flyaway dismount	Toe on - Toe off ½ turn to Jaeger; Stalder to over- shoot handstand; Blind change to double front dismount		 UNEVEN BARS
Flic-flac to a layout; Split jump to a tuck full, to a beat jump; Aerial walkover; Tuck full to tuck front	Flic-flac to a layout; Cat leap to aerial cartwheel; Wolf jump to a tuck full; Switch leap to a split jump; Gainer full	Aerial walkover to a flic swingdown; Beat jump to a straddle with ¼ twist; Switch leap to a one arm back handspring; Double full dismount	Gainer to a layout; Flic-flac to a layout; Aerial walkover to a back tuck; Switch leap to a straddle with a ¼ twist; Gainer full	Aerial walkover to a flic-flac; Switch leap to a split jump to a beat jump; Aerial roundoff	Switch side; Flic-flac to a layout; Switch leap to a straddle jump to a back tuck; Side somi; Double pick dismount	 BALANCE BEAM
Double back in pike position; 2½ twist; 1½ twist to front layout	Double back in pike position; 2½ twist; 1½ twist to front layout	Whip to a 2½ twist; Round off 1½ to front layout with a full twist; Rudi	2½ twist; Double back in pike position; 1½ twist to front layout	2½ twist to front layout; Double back in pike position; Rudi	Full in, back out; 1½ twist to front layout; Double back in pike position	 FLOOR EXERCISE



TANYA CHAPLIN

Head Coach • 15th Season

Tanya Chaplin enters her 15th season leading the Oregon State gymnastics program on a course that ensures the Beavers remain among the top programs in the nation for years to come. In 2010 and 2011, Chaplin led the Beavers to back-to-back eighth place finishes at the NCAA Championships, the best since her arrival at OSU in 1998. She has led the Beavers to nine trips to the NCAA Championships under her direction and six straight. Over the course of her 14 years in Corvallis, 16 OSU gymnasts have earned 34 All-America honors and 13 gymnasts have combined for 21 Pac-10 titles. In addition, OSU gymnasts have earned 67 scholastic All-America honors.

After 14 years as head coach, Chaplin's career record entering the year stood at 217-106-1 in the regular season and 274-165-1 overall making her the winningest coach in Oregon State regular season history. During her time at OSU, she has become well-known as one of the best in the business at choreographing her gymnasts' floor and beam routines putting her team in the best possible position to entertain the crowd as well as the judges.

Chaplin has been awarded the Pac-10 Conference Coach of the Year each of the last two years and five times overall and garnered the 2011 NACGC West Region Coach of the Year as well.

It has become a custom at Oregon State, since Chaplin's arrival, that each season the team is more talented than the year before. Outstanding recruiting classes continue to arrive in Corvallis to meet the challenge of taking OSU to the next level.

The 2011 season brought with it new challenges and with an eighth place finish at nationals in 2010 the expectations were even greater. **Leslie Mak** enjoyed a breakout season, as a junior, earning Pac-10 Gymnast of the Year and NACGC West Region Gymnast of the Year honors. Mak won the Pac-10 title in the all-around and on the beam and tied with teammates **Makayla Stambaugh** and **Olivia Vivian** for the conference title on the bars. The Beavers won the

Pac-10 title for the first time during the Chaplin era and followed by capturing the NCAA Corvallis Regional title en route to the fourth seed at the NCAA Championships where **Mak** (beam and all-around), **Jen Kesler** (bars), **Vivian** (bars) and **Stambaugh** (bars and floor) earned All-America accolades.

Prior to moving to Corvallis, Chaplin served as the top assistant coach with the University of Washington gymnastics program for seven years. During that time, the Huskies emerged as one of the top programs in the nation. In 1997, the Huskies placed second at the NCAA West Regional and qualified for the NCAA Championships for the second time in four years.

Chaplin, formerly Tanya Service, went to Washington from her alma mater, UCLA, where she was an assistant coach and standout gymnast.

During her athletic career at UCLA, Chaplin held six school records and received six All-America honors. She was named Pac-10 Gymnast of the Year and UCLA all-university Athlete of the Year in 1987 and 1989.

In addition to her success as a gymnast for the Bruins, Chaplin was a three-time member of the U.S. National Team. She competed at the 1983 World Championships in Budapest, Hungary, where she was a finalist in the all-around competition. She also won a silver medal on floor exercise at the 1987 Olympic Festival and competed in the 1984 Olympic Trials.

Chaplin also served as chair of the USA Gymnastics Athletes Advisory Council from 1996 to 1998, and she spent nine years serving as an athlete representative, working with USA Gymnastics and serving as a voice for the athletes at the 1992 and 1996 Olympic Games.

Chaplin, a native of St. Charles, Mo., graduated from UCLA in 1990 with a degree in political science. Her husband, Michael, is also heading into his 15th season in the role of associate head coach at OSU. The Chaplins have one daughter, Alana.

TANYA CHAPLIN FILE

Hometown: St. Charles, Mo.

College: UCLA, '90

As a coach ...

- 2011 NACGC West Region Coach of the Year
- 2011 Pacific-10 Conference Coach of the Year
- 2010 Pacific-10 Conference Coach of the Year
- 2008 Pacific-10 Conference Coach of the Year
- 2005 Pacific-10 Conference Coach of the Year
- 1999 Pacific-10 Conference Coach of the Year
- 2000, '01, '04, '06, '08 Oregon State Coach of the Year (Women's Sports)

With USA Gymnastics ...

- Chair, USA Gymnastics Advisory Council (1996-98)
- Athlete Representative (1990-99)

As a gymnast ...

- Six-time All-American at UCLA
- 1987 & 1989 Pacific-10 Conference Gymnast of the Year
- 1987 & 1989 UCLA Athlete of the Year
- Three-time member of the U.S. National Team
- Competed in the 1983 World Championships in Budapest
- Competed in the 1984 U.S. Olympic Trials

TANYA CHAPLIN NOTABLES

9	NCAA Championship Appearances
6	Consecutive NCAA Championship Appearances
34	All-America Honors
16	All-American Gymnasts
15	NCAA Regional Championship Appearances
2	NCAA Regional Championship Title (2008 & 2011)
21	NCAA Regional Individual Championship Titles
13	NCAA Regional Individual Champion Gymnasts
1	Pac-10 Team Championship Title (2011)
21	Pac-10 Individual Championship Titles
13	Pac-10 Individual Champion Gymnasts
5	Pac-10 Coach of the Year Awards
3	Pac-10/12 Gymnasts of the Year
3	Pac-10 Freshmen of the Year
59	All-Pac-10 Honors
27	All-Pac-10 Gymnasts
6	Perfect 10.0 Scores
1	Academic All-American
67	Scholastic All-America Honors
41	Pac-10/12 All-Academic Honors

TANYA CHAPLIN YEAR-BY-YEAR RECORDS

YEAR	REGULAR SEASON	OVERALL	NATIONAL FINISH	REGIONAL FINISH	PAC-10/12 FINISH
1998	16-5	18-9	-	5th	2nd
1999	13-6	16-8	-	3rd	2nd
2000	15-7	20-12	10th	2nd	2nd
2001	8-12	12-18	11th	2nd	4th
2002	10-10-1	14-16-1	12th	2nd	4th
2003	14-9	17-11	-	3rd	5th
2004	13-11	16-13	-	3rd	3rd
2005	17-8	20-10	-	3rd	3rd
2006	20-9	25-14	11th	2nd	3rd
2007	18-7	22-13	11th(T)	2nd	3rd
2008	17-4	22-9	11th	1st	2nd
2009	16-8	21-13	11th	2nd	2nd
2010	17-5	22-10	8th	2nd	3rd
2011	23-5	28-9	8th	1st	1st
2012	16-4-1	20-5-1		2nd	3rd
	233-110-2 (.678)	294-170-2 (.633)			

* Regular season records include Pac-10/12 Championship meets



KELSI BLALOCK

EVENTS: All-Around

YEAR: JUNIOR

HOMETOWN: PUYALLUP, WASHINGTON

GYM: GYMNASTICS EAST

MAJOR: HUMAN DEVELOPMENT AND FAMILY SCIENCE

• 2012 All-Pac-12 Second Team, Vault

• 2011 All-Pac-10 First Team, Vault

Junior from Puyallup, Wash. ... earned All-Pac-12 second team on vault ... ranks 20th in nation on vault ... has performed in all four lineups in 2012, including making her only all-around appearance of the season at Washington (2/3) ... set career-high on vault (9.95) against Stanford (1/27) ... scored career-best 9.850 on floor at Comfort Suites Invitational (3/16) ... scored career-high 9.875 on beam at NCAA Corvallis Regional in 2011 ... performed in the all-around for first time in her career at 2011 Pac-10 Championships scoring 39.300 and tying for third ... scored 9.800 in first career appearance on bars at 2011 Pac-10 meet ... earned All-Pac-10 First Team on vault in 2011 ... has "hit" 31-35 routines in 2012.



SEASON AND CAREER BEST SCORES

Event	2012 Season Score (Titles)	Career Score (Titles)
Vault	9.950 (4)	9.950 (4)
Uneven Bars	9.000	9.800
Balance Beam	9.825 (1)	9.875 (1)
Floor Exercise	9.850	9.850
All-Around	38.425	39.300

2012 MEET RESULTS

Date	V	UB	BB	FX	AA
J13 Oklahoma	9.700	—	—	9.275	—
J20 @ Arizona	9.750	—	9.825	9.725	—
J27 Stanford	9.950	—	9.800	9.825	—
F3 @ Washington	9.825	9.000	9.825	9.775	38.425
F10 @ UC Davis & Sacramento State	9.925	—	9.825	9.825	—
F17 UCLA & California	9.925	—	9.800	9.825	—
F24 Boise State	9.875	—	9.800	9.775	—
M2 @ Utah	9.875	—	9.050	9.725	—
M10 @ Denver & Texas Women's	9.875	9.300	9.800	9.825	—
M16 New Hampshire & Seattle Pacific	9.925	9.800	9.800	9.850	—
M24 @ Pac-12 Championships	9.875	—	9.775	9.825	—
A7 @ NCAA Auburn Regional	9.850	—	8.950	9.775	—

CAREER POSTSEASON MEET RESULTS

Date	V	UB	BB	FX	AA
2012 @ NCAA Auburn Regional	9.850	—	8.950	9.775	—
2012 @ Pac-12 Championships	9.875	—	9.775	9.825	—
2011 @ NCAA Championships	9.875	—	9.650	9.800	—
2011 NCAA Corvallis Regional	9.850	—	9.875	9.800	—
2011 @ Pac-10 Championships	9.900	9.800	9.850	9.750	39.300
2010 @ NCAA Championships	—	—	—	—	—
2010 @ NCAA Columbia Regional	—	—	—	—	—
2010 @ Pac-10 Championships	—	—	—	—	—





HANNAH CASEY

EVENTS: VAULT, UNEVEN BARS & FLOOR EXERCISE

YEAR: SOPHOMORE

HOMETOWN: PORTLAND, OREGON

GYM: MULTNOMAH ATHLETIC CLUB

MAJOR: BIOCHEMISTRY & BIOPHYSICS

Sophomore walk-on from Portland, Ore. ... performed numerous exhibitions on uneven bars 2011 ... has performed in the leadoff spot in all 12 meets of 2012 ... has scored career-best 9.825 twice, at Arizona (1/20) and vs. UCLA (2/17) ... also trains on vault and floor exercise ... has "hit" 11-12 routines in 2012.



SEASON AND CAREER BEST SCORES

Event	2012 Season Score (Titles)	Career Score (Titles)
Vault	---	---
Uneven Bars	9.825	9.825
Balance Beam	---	---
Floor Exercise	---	---
All-Around	---	---

2012 MEET RESULTS

Date	V	UB	BB	FX	AA
J13 Oklahoma	—	9.750	—	—	—
J20 @ Arizona	—	9.825	—	—	—
J27 Stanford	—	9.775	—	—	—
F3 @ Washington	—	9.725	—	—	—
F10 @ UC Davis & Sacramento State	—	9.300	—	—	—
F17 UCLA & California	—	9.825	—	—	—
F24 Boise State	—	9.775	—	—	—
M2 @ Utah	—	9.750	—	—	—
M10 @ Denver & Texas Women's	—	9.775	—	—	—
M16 New Hampshire & Seattle Pacific	—	9.750	—	—	—
M24 @ Pac-12 Championships	—	9.700	—	—	—
A7 @ NCAA Auburn Regional	—	9.800	—	—	—

CAREER POSTSEASON MEET RESULTS

Date	V	UB	BB	FX	AA
2012 @ NCAA Auburn Regional	—	9.800	—	—	—
2012 @ Pac-12 Championships	—	9.700	—	—	—
2011 @ NCAA Championships	—	—	—	—	—
2011 NCAA Corvallis Regional	—	—	—	—	—
2011 @ Pac-10 Championships	—	—	—	—	—





BRITTANY HARRIS

EVENTS: All-Around

YEAR: SOPHOMORE


HOMETOWN: TULSA, OKLAHOMA

GYM: KRAFFT GYMNASTICS ACADEMY

MAJOR: PUBLIC HEALTH

• 2012 All-Pac-12 Second Team, Uneven Bars

Sophomore from Tulsa, Okla. ... earned All-Pac-12 Second Team on bars ... after having immediate impact in 2011, has performed in the all-around in all 12 meets in 2012 ... tied career-high on vault (9.875) twice in 2012 ... set career-high on bars (9.875) against UCLA in 2011 and matched it at Pac-12 Championships (3/24) ... set career-highs on beam (9.90) and in the all-around (39.375) at Arizona State in 2011 ... set career-high on floor (9.875) at California in 2011 ... has "hit" 45-48 routines in 2012.



SEASON AND CAREER BEST SCORES


Event	2012 Season Score (Titles)	Career Score (Titles)
Vault	9.875	9.875 (1)
Uneven Bars	9.875	9.875
Balance Beam	9.875	9.900
Floor Exercise	9.825	9.875
All-Around	39.325	39.375

2012 MEET RESULTS

Date	V	UB	BB	FX	AA
J13 Oklahoma	9.775	9.850	9.850	9.825	39.300
J20 @ Arizona	9.825	9.850	9.150	9.750	38.575
J27 Stanford	9.875	9.800	9.875	9.775	39.325
F3 @ Washington	9.775	9.775	9.750	9.750	39.050
F10 @ UC Davis & Sacramento State	9.825	9.850	9.875	9.075	38.625
F17 UCLA & California	9.875	9.850	9.775	9.775	39.275
F24 Boise State	9.825	9.800	9.800	9.800	39.225
M2 @ Utah	9.675	9.800	9.825	9.700	39.000
M10 @ Denver & Texas Women's	9.850	9.825	9.775	9.750	39.200
M16 New Hampshire & Seattle Pacific	9.850	9.825	9.800	9.775	39.250
M24 @ Pac-12 Championships	9.800	9.875	9.275	9.800	38.750
A7 @ NCAA Auburn Regional	9.800	9.850	9.700	9.800	39.150

CAREER POSTSEASON MEET RESULTS

Date	V	UB	BB	FX	AA
2012 @ NCAA Auburn Regional	9.800	9.850	9.700	9.800	39.150
2012 @ Pac-12 Championships	9.800	9.875	9.275	9.800	38.750
2011 @ NCAA Championships	—	9.850	9.750	9.750	—
2011 NCAA Corvallis Regional	—	9.775	9.850	9.775	—
2011 @ Pac-10 Championships	—	—	—	—	—





MELANIE JONES

EVENTS: All-Around

YEAR: Junior

HOMETOWN: Melbourne, Australia

GYM: Gymnastics Australia

MAJOR: Exercise and Sport Science

- 2012 All-Pac-12 First Team, All-Around
- Pac-12 Special Performance of the Week (Feb. 6-12, 2012)
- 2011 Pac-10 All-Academic Honorable Mention

Junior from Melbourne, Australia ... earned All-Pac-12 First Team in the all-around in a breakout campaign in 2012 ... performed in the all-around for first time in her career at UC Davis (2/10) scoring career-highs on beam (9.90) and floor (9.95) and earned Pac-12 Special Performance of the Week ... matched beam mark and set career-high in all-around with 39.425 at Pac-12 Championships (3/24) ... set career-best on bars with 9.85 vs. UCLA (2/17) and matched at Comfort Suites Invitational (3/16) ... set career-high on vault at Utah (9.875) in 2010 ... did not compete in 2011 postseason due to injury; missed NCAA Corvallis Regional due to ankle/foot injury, then suffered calf injury during warm-ups for NCAA Championships ... was alternate for Australian National Team at 2008 Olympics ... has "hit" 39-42 routines in 2012.



SEASON AND CAREER BEST SCORES

Event	2012 Season Score (Titles)	Career Score (Titles)
Vault	9.800	9.875
Uneven Bars	9.850	9.850
Balance Beam	9.900 (1)	9.900 (1)
Floor Exercise	9.950 (2)	9.950 (4)
All-Around	39.425	39.425

2012 MEET RESULTS

Date	V	UB	BB	FX	AA
J13 Oklahoma	—	—	9.775	9.875	—
J20 @ Arizona	—	—	9.250	9.850	—
J27 Stanford	9.575	9.675	9.825	9.900	—
F3 @ Washington	9.700	—	9.775	9.775	—
F10 @ UC Davis & Sacramento State	8.850	9.825	9.900	9.950	38.525
F17 UCLA & California	9.725	9.850	9.750	9.800	39.125
F24 Boise State	9.725	9.675	9.850	9.875	39.125
M2 @ Utah	9.675	9.325	9.875	9.875	38.750
M10 @ Denver & Texas Women's	9.625	9.700	9.850	9.925	39.100
M16 New Hampshire & Seattle Pacific	9.725	9.850	9.875	9.825	39.275
M24 @ Pac-12 Championships	9.800	9.800	9.900	9.925	39.425
A7 @ NCAA Auburn Regional	9.725	9.800	9.850	9.900	39.275

CAREER POSTSEASON MEET RESULTS

Date	V	UB	BB	FX	AA
2012 @ NCAA Auburn Regional	9.725	9.800	9.850	9.900	39.275
2012 @ Pac-12 Championships	9.800	9.800	9.900	9.925	39.425
2011 @ NCAA Championships	—	—	—	—	—
2011 NCAA Corvallis Regional	—	—	—	—	—
2011 @ Pac-10 Championships	—	—	9.800	9.775	—
2010 @ NCAA Championships	9.625	—	9.750	9.275	—
2010 @ NCAA Columbia Regional	—	—	9.775	9.850	—
2010 @ Pac-10 Championships	9.650	—	9.800	9.825	—





TAYLOR KEEKER

EVENTS: *VAULT, UNEVEN BARS & FLOOR EXERCISE*

YEAR: *FRESHMAN*

HOMETOWN: *KEIZER, OREGON*

GYM: *MULTNOMAH ATHLETIC CLUB*

MAJOR: *HUMAN DEVELOPMENT AND FAMILY SCIENCE*

Freshman walk-on from Keizer, Ore. ... made three exhibition performances on the uneven bars ... scored career-best 9.750 in bars exhibition at UC Davis (2/10) ... training on vault, bars and floor ... "hit" two out of three exhibitions as a freshman.



SEASON AND CAREER BEST SCORES

Event	2012 Season Score (Titles)	Career Score (Titles)
Vault	---	---
Uneven Bars	---	---
Balance Beam	---	---
Floor Exercise	---	---
All-Around	---	---

2012 MEET RESULTS

Date	V	UB	BB	FX	AA
J13 Oklahoma	—	—	—	—	—
J20 @ Arizona	—	—	—	—	—
J27 Stanford	—	—	—	—	—
F3 @ Washington	—	—	—	—	—
F10 @ UC Davis & Sacramento State	—	9.750	—	—	—
F17 UCLA & California	—	9.975	—	—	—
F24 Boise State	—	9.625	—	—	—
M2 @ Utah	—	—	—	—	—
M10 @ Denver & Texas Women's	—	—	—	—	—
M16 New Hampshire & Seattle Pacific	—	—	—	—	—
M24 @ Pac-12 Championships	—	—	—	—	—
A7 @ NCAA Auburn Regional	—	—	—	—	—

CAREER POSTSEASON MEET RESULTS

Date	V	UB	BB	FX	AA
2012 @ NCAA Auburn Regional	—	—	—	—	—
2012 @ Pac-12 Championships	—	—	—	—	—





LESLIE MAK

EVENTS: ALL-AROUND

YEAR: SENIOR

HOMETOWN: TORONTO, ONTARIO

GYM: ARENA GYMNASTICS / SPORT SENECA

MAJOR: MARKETING

SEASON AND CAREER BEST SCORES

Event	2012 Season Score (Titles)	Career Score (Titles)
Vault	9.875	9.875 (1)
Uneven Bars	9.950 (6)	9.975 (18)
Balance Beam	9.950 (7)	9.950 (19)
Floor Exercise	9.925 (2)	9.925 (3)
All-Around	39.425 (5)	39.425 (12)



- 2011 All-American First Team, All-Around & Balance Beam
- 2011 & 2012 Pac-12 Gymnast of the Year
- 2011 NACGC West Region Gymnast of the Year
- 2012 NCAA Auburn Regional Champion, Balance Beam
- 2012 NCAA Auburn Regional Co-Champion, Uneven Bars
- 2011 NCAA Corvallis Regional Champion, All-Around, Uneven Bars & Balance Beam
- 2011 Pac-10 Champion, All-Around & Balance Beam
- 2009 & 2011 Pac-10 Co-Champion, Uneven Bars
- 2011 & 2012 All-Pac-12 First Team, All-Around
- 2010 All-Pac-10 First Team, Balance Beam
- 2009 All-Pac-10 First Team, Uneven Bars
- Three-time Pac-12 Gymnast of the Week
- Five-time Pac-12 Special Performance of the Week
- Everyday Champion, February 8-14, 2010
- 2010 & '11 Pac-10 All-Academic Second Team

Senior from Toronto, Ontario ... 2011 Pac-10 Gymnast of the Year & 2012 Pac-12 Gymnast of the Year; first gymnast in conference history to earn the award in consecutive years ... finalist for 2012 AAI Award given to top senior gymnast in the nation ... First Team All-American on beam and all-around in 2011 ... West Region Gymnast of the Year in 2011 ... earned All-Pac-12 First Team in the all-around in 2011 & '12 ... scored 39.675 in all-around at UC Davis (2/10) - second-highest score in OSU history ... won all-around at 2011 Pac-10 Championships with then-career-best 39.525 ... added career-best 9.95 on beam at 2011 Pac-10's which she has matched three times in 2012 ... scored career-best 9.925 on floor in home finale (3/16) ... matched career-high (9.875) on vault at UC Davis (2/10) ... scored career-best 9.975 on bars against Washington in 2009 ... 2011 Pac-10 Champion in all-around and beam and co-champion on bars ... 2010 All-Pac-10 First Team on beam ... 2009 Pac-10 Co-Champion on bars ... 2009 All-Pac-10 First Team on bars ... has "hit" 47-48 routines in 2012.



2012 MEET RESULTS

Date	V	UB	BB	FX	AA
J13 Oklahoma	9.750	9.900	9.875	9.875	39.400
J20 @ Arizona	9.775	9.825	9.950	9.850	39.400
J27 Stanford	9.675	9.875	9.925	9.900	39.375
F3 @ Washington	9.775	9.900	9.800	9.825	39.300
F10 @ UC Davis & Sacramento State	9.875	9.950	9.950	9.900	39.675
F17 UCLA & California	9.825	9.875	9.950	9.750	39.400
F24 Boise State	9.800	9.900	9.900	9.900	39.500
M2 @ Utah	9.800	9.675	9.850	9.775	39.100
M10 @ Denver & Texas Women's	9.725	9.475	9.875	9.800	38.875
M16 New Hampshire & Seattle Pacific	9.725	9.900	9.850	9.925	39.400
M24 @ Pac-12 Championships	9.850	9.250	9.925	9.850	38.875
A7 @ NCAA Auburn Regional	9.850	9.900	9.925	9.750	39.425

CAREER POSTSEASON MEET RESULTS

Date	V	UB	BB	FX	AA
2012 @ NCAA Auburn Regional	9.850	9.900	9.925	9.750	39.425
2012 @ Pac-12 Championships	9.850	9.250	9.925	9.850	38.875
2011 @ NCAA Championships - Event Finals	—	—	9.450	—	—
2011 @ NCAA Championships	9.800	9.825	9.875	9.850	39.350
2011 NCAA Corvallis Regional	9.800	9.900	9.900	9.875	39.475
2011 @ Pac-10 Championships	9.825	9.900	9.950	9.850	39.525
2010 @ NCAA Championships	—	9.600	9.800	9.800	—
2010 @ NCAA Columbia Regional	—	9.800	9.825	9.775	—
2010 @ Pac-10 Championships	—	9.950	9.900	—	—
2009 @ NCAA Championships	—	9.375	9.775	9.825	—
2009 @ NCAA Central Regional	—	9.850	9.600	9.850	—
2009 @ Pac-10 Championships	—	9.900	9.650	9.875	—



STEPHANIE MCGREGOR

EVENTS: VAULT, UNEVEN BARS & FLOOR EXERCISE

YEAR: SENIOR

HOMETOWN: CALGARY, ALBERTA

GYM: GYMTASTICS GYM CLUB

MAJOR: BIOENGINEERING

- 2011 CoSIDA Academic All-District First Team
- 2011 Pac-10 All-Academic First Team
- 2010 Pac-10 All-Academic First Team
- 2009, '10 & '11 NACGC Scholastic All-American
- Everyday Champion (Jan. 25-31, 2010)

Senior from Calgary, Alberta ... has been major contributor to vault, uneven bars & floor lineups since her freshman year ... tore her Achilles tendon in early December and will miss the season ... has performed four routines at NCAA Championships in her career ... intends to return in 2013 as a redshirt senior ... has "hit" 78 out of 82 routines in her career.



SEASON AND CAREER BEST SCORES

Event	2012 Season Score (Titles)	Career Score (Titles)
Vault	---	9.850
Uneven Bars	---	9.875
Balance Beam	---	---
Floor Exercise	---	9.825
All-Around	---	---

2012 MEET RESULTS

Date	V	UB	BB	FX	AA
J13 Oklahoma	—	—	—	—	—
J20 @ Arizona	—	—	—	—	—
J27 Stanford	—	—	—	—	—
F3 @ Washington	—	—	—	—	—
F10 @ UC Davis & Sacramento State	—	—	—	—	—
F17 UCLA & California	—	—	—	—	—
F24 Boise State	—	—	—	—	—
M2 @ Utah	—	—	—	—	—
M10 @ Denver & Texas Women's	—	—	—	—	—
M16 New Hampshire & Seattle Pacific	—	—	—	—	—
M24 @ Pac-12 Championships	—	—	—	—	—
A7 @ NCAA Auburn Regional	—	—	—	—	—

CAREER POSTSEASON MEET RESULTS

Date	V	UB	BB	FX	AA
2012 @ NCAA Auburn Regional	—	—	—	—	—
2012 @ Pac-12 Championships	—	—	—	—	—
2011 @ NCAA Championships	9.675	9.850	—	—	—
2011 NCAA Corvallis Regional	9.775	9.800	—	—	—
2011 @ Pac-10 Championships	9.750	9.850	—	—	—
2010 @ NCAA Championships	9.700	—	—	—	—
2010 @ NCAA Columbia Regional	9.750	—	—	—	—
2010 @ Pac-10 Championships	9.725	—	—	9.700	—
2009 @ NCAA Championships	9.750	—	—	—	—
2009 @ NCAA Central Regional	9.850	—	—	9.775	—
2009 @ Pac-10 Championships	9.800	—	—	9.750	—





KATELYN UHLRICH

EVENTS: *ALL-AROUND*


YEAR: *FRESHMAN*

HOMETOWN: *BEND, OREGON*

GYM: *CASCADE ALL STAR GYMNASTICS*

MAJOR: *PRE-CIVIL ENGINEERING*

Freshman walk-on from Bend, Ore. ... called on to compete in vault lineup against Stanford (1/27), scoring 9.50 ... performed in exhibition on uneven bars in three times ... scored career-best 9.675 in bars exhibition vs. Stanford ... "hit" all three exhibitions as a freshman.



SEASON AND CAREER BEST SCORES

Event	2012 Season Score (Titles)	Career Score (Titles)
Vault	9.500	9.500
Uneven Bars	---	---
Balance Beam	---	---
Floor Exercise	---	---
All-Around	---	---

2012 MEET RESULTS

Date	V	UB	BB	FX	AA
J13 Oklahoma	—	9.400	—	—	—
J20 @ Arizona	—	9.550	—	—	—
J27 Stanford	9.500	9.675	—	—	—
F3 @ Washington	—	—	—	—	—
F10 @ UC Davis & Sacramento State	—	—	—	—	—
F17 UCLA & California	—	—	—	—	—
F24 Boise State	—	—	—	—	—
M2 @ Utah	—	—	—	—	—
M10 @ Denver & Texas Women's	—	—	—	—	—
M16 New Hampshire & Seattle Pacific	—	—	—	—	—
M24 @ Pac-12 Championships	—	—	—	—	—
A7 @ NCAA Auburn Regional	—	—	—	—	—

CAREER POSTSEASON MEET RESULTS

Date	V	UB	BB	FX	AA
2012 @ NCAA Auburn Regional	—	—	—	—	—
2012 @ Pac-12 Championships	—	—	—	—	—





KAILIE PONTO

EVENTS: VAULT, *BALANCE BEAM & FLOOR EXERCISE*


YEAR: FRESHMAN

HOMETOWN: KENMORE, WASHINGTON

GYM: LEADING EDGE GYMNASTICS

MAJOR: PSYCHOLOGY

Freshman walk-on from Kenmore, Wash. ... performed exhibition on balance beam six times ... scored career-best 9.850 in exhibition against Stanford (1/27) ... has scored 9.70 or better twice ... "hit" five out of six exhibitions as a freshman.



SEASON AND CAREER BEST SCORES

Event	2012 Season Score (Titles)	Career Score (Titles)
Vault	---	---
Uneven Bars	---	---
Balance Beam	---	---
Floor Exercise	---	---
All-Around	---	---

2012 MEET RESULTS

Date	V	UB	BB	FX	AA
J13 Oklahoma	—	—	—	—	—
J20 @ Arizona	—	—	9.625	—	—
J27 Stanford	—	—	9.850	—	—
F3 @ Washington	—	—	9.675	—	—
F10 @ UC Davis & Sacramento State	—	—	—	—	—
F17 UCLA & California	—	—	9.625	—	—
F24 Boise State	—	—	—	—	—
M2 @ Utah	—	—	9.200	—	—
M10 @ Denver & Texas Women's	—	—	—	—	—
M16 New Hampshire & Seattle Pacific	—	—	9.750	—	—
M24 @ Pac-12 Championships	—	—	—	—	—
A7 @ NCAA Auburn Regional	—	—	—	—	—

CAREER POSTSEASON MEET RESULTS

Date	V	UB	BB	FX	AA
2012 @ NCAA Auburn Regional	—	—	—	—	—
2012 @ Pac-12 Championships	—	—	—	—	—





MAKAYLA STAMBAUGH

EVENTS: ALL-AROUND

YEAR: JUNIOR

HOMETOWN: SACRAMENTO, CALIFORNIA

GYM: BYERS GYMNASSTICS

MAJOR: HUMAN DEVELOPMENT AND FAMILY SCIENCE

- 2011 All-American First Team, Uneven Bars & Floor Exercise
- 2010 All-American First Team, Floor Exercise
- 2011 NCAA Corvallis Regional Co-Champion, Floor Exercise
- 2010 Pac-10 Freshman of the Year
- 2011 Pac-10 Co-Champion, Uneven Bars
- 2012 All-Pac-12 First Team, All-Around
- 2011 All-Pac-10 First Team, Uneven Bars & Floor Exercise
- 2010 All-Pac-10 First Team, Floor Exercise
- Two-time Pac-12 Gymnast of the Week
- Everyday Champion, Winter 2012

Junior from Sacramento, Calif. ... three-time First Team All-American (FX in 2010 & '11' UB in 2011) ... 2010 Pac-10

Freshman of the Year ... earned All-Pac-12 in the all-around in 2012 ... 2011 All-Pac-10 First Team on bars and floor ... 2010 All-Pac-10 First Team on floor ... established career-high in all-around (39.525) against Arizona in 2010 ... has scored career-best 9.95 on the floor four times ... matched career-high 9.925 on bars at UC Davis (2/10) ... set career-high, 9.90, on beam at Ohio State in 2010 ... has scored personal-best 9.875 on vault three times ... 2011 Pac-10 Co-Champion on bars ... finished third at 2011 Individual Event Finals on bars, eighth on floor ... has "hit" 45-46 routines in 2012.



SEASON AND CAREER BEST SCORES

Event	2012 Season Score (Titles)	Career Score (Titles)
Vault	9.875 (2)	9.875 (2)
Uneven Bars	9.925	9.925 (5)
Balance Beam	9.800	9.900 (5)
Floor Exercise	9.950 (6)	9.950 (14)
All-Around	39.475 (3)	39.525 (6)

2012 MEET RESULTS

Date	V	UB	BB	FX	AA
J13 Oklahoma	9.800	9.850	9.800	9.925	39.375
J20 @ Arizona	9.725	9.825	9.575	9.775	38.900
J27 Stanford	9.850	9.875	9.800	9.925	39.450
F3 @ Washington	9.850	9.850	9.775	9.850	39.325
F10 @ UC Davis & Sacramento State	9.825	9.925	9.675	9.950	39.375
F17 UCLA & California	9.825	9.875	9.800	9.925	39.425
F24 Boise State	9.875	9.875	9.725	9.900	39.375
M2 @ Utah	9.750	9.825	—	—	—
M10 @ Denver & Texas Women's	9.825	9.875	9.200	9.800	38.700
M16 New Hampshire & Seattle Pacific	9.825	9.850	9.750	9.875	39.300
M24 @ Pac-12 Championships	9.875	9.925	9.775	9.900	39.475
A7 @ NCAA Auburn Regional	9.825	9.850	9.600	9.850	39.125

CAREER POSTSEASON MEET RESULTS

Date	V	UB	BB	FX	AA
2012 @ NCAA Auburn Regional	9.825	9.850	9.600	9.850	39.125
2012 @ Pac-12 Championships	9.875	9.925	9.775	9.900	39.475
2011 @ NCAA Championships - Event Finals	—	9.8625	—	9.8625	—
2011 @ NCAA Championships	9.775	9.900	9.250	9.900	38.825
2011 NCAA Corvallis Regional	9.825	9.875	8.725	9.900	38.325
2011 @ Pac-10 Championships	9.825	9.900	9.800	9.875	39.400
2010 @ NCAA Championships - Event Finals	—	—	—	9.7375	—
2010 @ NCAA Championships	9.800	9.800	—	9.900	—
2010 @ NCAA Columbia Regional	9.850	9.850	—	9.850	—
2010 @ Pac-10 Championships	9.800	9.800	—	9.900	—





CHELSEA TANG

EVENTS: All-Around

YEAR: FRESHMAN

HOMETOWN: EUGENE, OREGON

GYM: NATIONAL ACADEMY OF ARTISTIC GYMNASTICS

MAJOR: GENERAL SCIENCE

Freshman from Eugene, Ore. ... performed in three events in season-opener against Oklahoma (1/13) scoring career-highs on all three - 9.825 on vault, 9.825 on bars, 9.80 on beam ... competed in the all-around in second meet, at Arizona (1/20) adding career-high on floor, 9.625 ... injured elbow in practice prior to third competition and missed Stanford meet ... performed on vault for rest of the season and on the vault at Utah ... performed in exhibition on beam three times and once on floor ... has "hit" 17-17 routines in 2012.



SEASON AND CAREER BEST SCORES


Event	2012 Season Score (Titles)	Career Score (Titles)
Vault	9.825	9.825
Uneven Bars	9.825	9.825
Balance Beam	9.800	9.800
Floor Exercise	9.625	9.625
All-Around	38.225	38.225

2012 MEET RESULTS

Date	V	UB	BB	FX	AA
J13 Oklahoma	9.825	9.825	9.800	-	-
J20 @ Arizona	9.700	9.500	9.400	9.625	38.225
J27 Stanford	-	-	-	-	-
F3 @ Washington	9.550	-	-	-	-
F10 @ UC Davis & Sacramento State	9.750	-	9.700	-	-
F17 UCLA & California	9.750	-	-	9.825	-
F24 Boise State	9.825	-	9.850	-	-
M2 @ Utah	9.800	-	9.725	-	-
M10 @ Denver & Texas Women's	9.700	-	9.775	-	-
M16 New Hampshire & Seattle Pacific	9.775	-	-	-	-
M24 @ Pac-12 Championships	9.800	-	-	-	-
A7 @ NCAA Auburn Regional	9.800	-	-	-	-

CAREER POSTSEASON MEET RESULTS

Date	V	UB	BB	FX	AA
2012 @ NCAA Auburn Regional	9.800	-	-	-	-
2012 @ Pac-12 Championships	9.800	-	-	-	-





OLIVIA VIVIAN

EVENTS: UNEVEN BARS, BALANCE BEAM & FLOOR EXERCISE

YEAR: SENIOR


HOMETOWN: PERTH, AUSTRALIA

GYM: GYMNASTICS AUSTRALIA

MAJOR: NEW MEDIA COMMUNICATIONS

- 2011 All-American First Team, Uneven Bars
- 2012 NCAA Auburn Regional Co-Champion, Uneven Bars
- 2011 Pac-10 Co-Champion, Uneven Bars
- 2012 All-Pac-12 First Team, Uneven Bars
- 2011 All-Pac-10 First Team, Uneven Bars & Balance Beam
- Two-time Pac-10 Special Performance of the Week
- 2012 Pac-12 All-Academic Honorable Mention
- 2011 Pac-10 All-Academic Second Team
- 2010 Pac-10 All-Academic First Team
- Everyday Champion (January 25-31, 2011)

Senior from Perth, Australia ... earned All-Pac-12 First Team on bars ... 2012 NCAA Auburn Regional Co-Champion on bars ... First Team All-American on the bars in 2011 ... competed on bars at the 2008 Olympics in Beijing for the Australian National Team ... scored career-best 9.975 on the bars vs. Ohio State in 2011 ... scored season-high 9.95 on bars at Denver (3/10) including one 10.0 ... tallied career-high 9.90 on beam at 2011 Pac-10 Championships and matched it at 2012 Pac-12 Championships ... scored career-high 9.875 on floor against LSU in 2011 ... 2011 Pac-10 Co-Champion on bars ... 2011 All-Pac-10 First Team on bars and beam ... has "hit" 32-35 routines in 2012.



SEASON AND CAREER BEST SCORES

Event	2012 Season Score (Titles)	Career Score (Titles)
Vault	---	---
Uneven Bars	9.950 (4)	9.975 (11)
Balance Beam	9.900	9.900 (1)
Floor Exercise	9.850	9.875
All-Around	---	---

2012 MEET RESULTS

Date	V	UB	BB	FX	AA
J13 Oklahoma	—	9.850	9.575	9.800	—
J20 @ Arizona	—	9.800	9.800	—	—
J27 Stanford	—	9.925	9.825	9.200	—
F3 @ Washington	—	9.850	9.775	9.775	—
F10 @ UC Davis & Sacramento State	—	9.875	9.875	9.725	—
F17 UCLA & California	—	9.875	9.850	9.750	—
F24 Boise State	—	9.900	9.825	9.300	—
M2 @ Utah	—	9.800	9.750	9.750	—
M10 @ Denver & Texas Women's	—	9.950	9.825	9.700	—
M16 New Hampshire & Seattle Pacific	—	9.825	9.800	9.050	—
M24 @ Pac-12 Championships	—	9.900	9.900	9.850	—
A7 @ NCAA Auburn Regional	—	9.900	9.875	9.650	—

CAREER POSTSEASON MEET RESULTS

Date	V	UB	BB	FX	AA
2012 @ NCAA Auburn Regional	—	9.900	9.875	9.650	—
2012 @ Pac-12 Championships	—	9.900	9.900	9.650	—
2011 @ NCAA Championships - Event Finals	—	9.850	—	—	—
2011 @ NCAA Championships	—	9.900	9.650	9.650	—
2011 NCAA Corvallis Regional	—	9.875	9.875	9.850	—
2011 @ Pac-10 Championships	—	9.900	9.900	9.800	—
2010 @ NCAA Championships	—	9.725	9.800	9.775	—
2010 @ NCAA Columbia Regional	—	9.800	9.800	9.800	—
2010 @ Pac-10 Championships	—	9.800	9.825	9.750	—
2009 @ NCAA Championships	—	—	—	—	—
2009 @ NCAA Central Regional	—	9.225	—	—	—
2009 @ Pac-10 Championships	—	9.800	—	—	—





CERISE WITHERBY

EVENTS: *ALL-AROUND*

YEAR: *FRESHMAN*

HOMETOWN: *HUNTINGTON BEACH, CALIFORNIA*

GYM: *WILDFIRE GYMNASTICS*

MAJOR: *UNIVERSITY EXPLORATORY STUDIES*

Freshman from Huntington Beach, Calif. ... led off OSU's vault lineup in first three meets of the season ... scored career-best 9.625 against Stanford (1/27) ... exhibited on vault seven times with a top score of 9.775 vs. UCLA (2/17) ... has also exhibited once on beam and three times on floor ... has "hit" all three competitive routines in 2012 ... "hit" 9 out of 11 exhibitions.



SEASON AND CAREER BEST SCORES

Event	2012 Season Score (Titles)	Career Score (Titles)
Vault	9.625	9.625
Uneven Bars	---	---
Balance Beam	---	---
Floor Exercise	---	---
All-Around	---	---

2012 MEET RESULTS

Date		V	UB	BB	FX	AA
J13	Oklahoma	9.575	—	9.575	—	—
J20	@ Arizona	9.575	—	—	—	—
J27	Stanford	9.625	—	—	8.825	—
F3	@ Washington	9.625	—	—	—	—
F10	@ UC Davis & Sacramento State	9.475	—	—	—	—
F17	UCLA & California	9.775	—	—	—	—
F24	Boise State	9.675	—	—	—	—
M2	@ Utah	9.650	—	—	—	—
M10	@ Denver & Texas Women's	9.600	—	—	8.900	—
M16	New Hampshire & Seattle Pacific	9.625	—	—	9.450	—
M24	@ Pac-12 Championships	—	—	—	—	—
A7	@ NCAA Auburn Regional	—	—	—	—	—

CAREER POSTSEASON MEET RESULTS

Date		V	UB	BB	FX	AA
2012	@ NCAA Auburn Regional	—	—	—	—	—
2012	@ Pac-12 Championships	—	—	—	—	—



#7 OREGON STATE vs. #4 OKLAHOMA Corvallis ▪ January 13, 2012

OREGON STATE (No. 7)

VAULT	48.850
Cerise Witherby.....	9.575
Chelsea Tang.....	9.825
Makayla Stambaugh.....	9.800
Kelsi Blalock.....	9.700
Leslie Mak.....	9.750
Brittany Harris.....	9.775
Running Total	48.850

UNEVEN BARS

.....	49.275
Hannah Casey.....	9.750
Chelsea Tang.....	9.825
Brittany Harris.....	9.850
Makayla Stambaugh.....	9.850
Leslie Mak.....	9.900
Olivia Vivian.....	9.850
Running Total	98.125

BALANCE BEAM

.....	49.100
Makayla Stambaugh.....	9.800
Chelsea Tang.....	9.800
Brittany Harris.....	9.850
Melanie Jones.....	9.775
Olivia Vivian.....	9.575
Leslie Mak.....	9.875
Running Total	147.225

FLOOR EXERCISE

.....	49.300
Kelsi Blalock.....	9.275
Brittany Harris.....	9.825
Olivia Vivian.....	9.800
Melanie Jones.....	9.875
Leslie Mak.....	9.875
Makayla Stambaugh.....	9.925
Running Total	196.525

ALL-AROUND

Leslie Mak.....	39.400
Makayla Stambaugh.....	39.375
Brittany Harris.....	39.300

OKLAHOMA (No. 4)

VAULT	48.950
Erica Brewer.....	9.700
Brie Olson.....	9.850
Taylor Spears.....	9.875
Rebecca Clark.....	9.800
Madison Mooring.....	9.725
Sara Stone.....	9.700
Running Total	97.975

UNEVEN BARS

.....	49.025
Kayla Nowak.....	9.775
Erica Brewer.....	9.825
Rebecca Clark.....	9.825
Taylor Spears.....	9.825
Brie Olson.....	9.700
Megan Ferguson.....	9.775
Running Total	49.025

BALANCE BEAM

.....	49.100
Kayla Nowak.....	9.825
Madison Mooring.....	9.775
Sara Stone.....	9.750
Taylor Spears.....	9.875
Rebecca Clark.....	9.625
Megan Ferguson.....	9.875
Running Total	195.975

FLOOR EXERCISE

.....	49.000
Lara Albright.....	9.650
Brie Olson.....	9.825
Erica Brewer.....	9.600
Sara Stone.....	9.825
Kayla Nowak.....	9.750
Megan Ferguson.....	9.850
Running Total	146.875

ALL-AROUND

.....	39.400
.....	39.375
.....	39.300

#4 OREGON STATE at #13 ARIZONA Tucson, Arizona ▪ January 20, 2012

OREGON STATE (No. 4)

VAULT	48.775
Cerise Witherby.....	9.575
Chelsea Tang.....	9.700
Makayla Stambaugh.....	9.725
Kelsi Blalock.....	9.750
Leslie Mak.....	9.775
Brittany Harris.....	9.825
Running Total	97.900

UNEVEN BARS

.....	49.125
Hannah Casey.....	9.825
Chelsea Tang.....	9.500
Brittany Harris.....	9.850
Makayla Stambaugh.....	9.825
Leslie Mak.....	9.825
Olivia Vivian.....	9.800
Running Total	49.125

BALANCE BEAM

.....	47.975
Chelsea Tang.....	9.400
Makayla Stambaugh.....	9.575
Brittany Harris.....	9.150
Melanie Jones.....	9.250
Olivia Vivian.....	9.800
Leslie Mak.....	9.950
Running Total	194.825

FLOOR EXERCISE

.....	48.950
Kelsi Blalock.....	9.725
Brittany Harris.....	9.750
Olivia Vivian.....	9.625
Melanie Jones.....	9.850
Leslie Mak.....	9.850
Makayla Stambaugh.....	9.775
Running Total	146.850

ALL-AROUND

Leslie Mak.....	39.400
Makayla Stambaugh.....	38.900
Brittany Harris.....	38.575
Chelsea Tang.....	38.225

ARIZONA (No. 13)

VAULT	48.725
Molly Quirk.....	9.675
Shana Sangston.....	9.625
Mykle Douglas.....	9.600
Jordan Williams.....	9.775
Aubree Cristello.....	9.725
Deanna Graham.....	9.925
Running Total	48.725

UNEVEN BARS

.....	48.325
Allison Flores.....	9.375
Molly Quirk.....	9.650
Deanna Graham.....	9.800
Aubree Cristello.....	9.175
Katie Matusik.....	9.875
Britnie Jones.....	9.625
Running Total	97.050

BALANCE BEAM

.....	48.550
Jordan Williams.....	9.725
Deanna Graham.....	9.650
Aubree Cristello.....	9.150
Molly Quirk.....	9.800
Britnie Jones.....	9.650
Katie Matusik.....	9.725
Running Total	145.600

FLOOR EXERCISE

.....	48.775
Rebecca Cardenas.....	9.825
Amber Wobma.....	9.875
Mykle Douglas.....	9.475
Katie Matusik.....	9.700
Aubree Cristello.....	9.850
Deanna Graham.....	9.925
Running Total	194.375

ALL-AROUND

Deanna Graham.....	39.300
Aubree Cristello.....	37.900

#10 OREGON STATE vs. #12 STANFORD Corvallis ▪ January 27, 2012

OREGON STATE (No. 10)

VAULT	48.975
Cerise Witherby.....	9.625
Makayla Stambaugh.....	9.850
Kelsi Blalock.....	9.950
Leslie Mak.....	9.675
Brittany Harris.....	9.875
Katelyn Ohlrich.....	9.500
Running Total	48.975

UNEVEN BARS

.....	49.250
Hannah Casey.....	9.775
Melanie Jones.....	9.675
Brittany Harris.....	9.800
Makayla Stambaugh.....	9.875
Leslie Mak.....	9.875
Olivia Vivian.....	9.925
Running Total	98.225

BALANCE BEAM

.....	49.250
Makayla Stambaugh.....	9.800
Kelsi Blalock.....	9.800
Brittany Harris.....	9.875
Melanie Jones.....	9.825
Olivia Vivian.....	9.825
Leslie Mak.....	9.925
Running Total	147.475

FLOOR EXERCISE

.....	49.325
Kelsi Blalock.....	9.825
Brittany Harris.....	9.775
Olivia Vivian.....	9.200
Melanie Jones.....	9.900
Leslie Mak.....	9.900
Makayla Stambaugh.....	9.925
Running Total	196.800

ALL-AROUND

Makayla Stambaugh.....	39.450
Leslie Mak.....	39.375
Brittany Harris.....	39.325

STANFORD (No. 12)

VAULT	48.950
Lucy Meyer.....	9.625
Pauline Hanset.....	9.750
Ashley Morgan.....	9.850
Nicole Pechanec.....	9.825
Nicole Dayton.....	9.900
Alex Archer.....	9.600
Running Total	97.825

UNEVEN BARS

.....	49.875
Nicole Dayton.....	9.775
Samantha Shapiro.....	9.800
Shona Morgan.....	9.850
Ashley Morgan.....	9.850
Nicole Pechanec.....	9.350
Jenny Peter.....	9.600
Running Total	48.875

BALANCE BEAM

.....	47.950
Rebecca Wing.....	9.250
Nicole Pechanec.....	9.775
Ashley Morgan.....	9.225
Shona Morgan.....	9.725
Pauline Hanset.....	9.275
Alyssa Brown.....	9.925
Running Total	194.525

FLOOR EXERCISE

.....	48.750
Nicole Dayton.....	9.650
Rebecca Wing.....	9.750
Shona Morgan.....	9.800
Pauline Hanset.....	9.700
Ashley Morgan.....	9.850
Jenny Peter.....	9.375
Running Total	146.575

ALL-AROUND

Ashley Morgan.....	38.775
--------------------	--------

#8 OREGON STATE at #21 WASHINGTON Seattle, Washington ▪ February 3, 2012

OREGON STATE (No. 9)

VAULT	48.925
Chelsea Tang.....	9.550
Makayla Stambaugh.....	9.850
Kelsi Blalock.....	9.825
Leslie Mak.....	9.775
Brittany Harris.....	9.775
Melanie Jones.....	9.700
Running Total	98.025

UNEVEN BARS

.....	49.100
Hannah Casey.....	9.725
Kelsi Blalock.....	9.000
Brittany Harris.....	9.775
Makayla Stambaugh.....	9.850
Leslie Mak.....	9.900
Olivia Vivian.....	9.850
Running Total	49.100

BALANCE BEAM

.....	48.950
Kelsi Blalock.....	9.825
Makayla Stambaugh.....	9.775
Brittany Harris.....	9.750
Melanie Jones.....	9.775
Olivia Vivian.....	9.775
Leslie Mak.....	9.800
Running Total	195.975

FLOOR EXERCISE

.....	49.000
Kelsi Blalock.....	9.775
Brittany Harris.....	9.750
Olivia Vivian.....	9.775
Melanie Jones.....	9.775
Leslie Mak.....	9.825
Makayla Stambaugh.....	9.850
Running Total	147.025

ALL-AROUND

Makayla Stambaugh.....	39.325
Leslie Mak.....	39.300
Brittany Harris.....	39.050
Kelsi Blalock.....	38.425

WASHINGTON (No. 21)

VAULT	48.850
Madison Podlucky.....	9.725
Megan Whitney.....	9.750
Ruby Engreitz.....	9.725
Amanda Cline.....	9.775
Aliza Vaccher.....	9.750
Lauren Rogers.....	9.850
Running Total	48.850

UNEVEN BARS

.....	48.675
Amanda Cline.....	9.675
McKenzie Fechter.....	9.700
Aliza Vaccher.....	9.750
Hatsune Akaogi.....	9.275
Lauren Rogers.....	9.775
Ruby Engreitz.....	9.775
Running Total	97.525

BALANCE BEAM

.....	48.225
Megan Whitney.....	9.100
Aliza Vaccher.....	9.725
Hatsune Akaogi.....	9.775
McKenzie Fechter.....	9.775
Ruby Engreitz.....	9.175
Paige Bixler.....	9.775
Running Total	145.750

FLOOR EXERCISE

.....	48.975
Aliza Vaccher.....	9.675
Amanda Cline.....	9.700
Paige Bixler.....	9.775
Lauren Rogers.....	9.825
McKenzie Fechter.....	9.825
Ruby Engreitz.....	9.850
Running Total	194.725

ALL-AROUND

Aliza Vaccher.....	38.900
Ruby Engreitz.....	38.525

#9 OREGON STATE at UC DAVIS w/ SACRAMENTO STATE**Davis, California • February 10, 2012****OREGON STATE (No. 9)**

VAULT	49.200
Chelsea Tang.....	9.750
Leslie Mak.....	9.875
Brittany Harris.....	9.825
Makayla Stambaugh.....	9.825
Kelsi Blalock.....	9.925
Melanie Jones.....	8.850
Running Total	98.550

UNEVEN BARS

Hannah Casey.....	49.425
Hannah Casey.....	9.300
Melanie Jones.....	9.825
Brittany Harris.....	9.850
Makayla Stambaugh.....	9.925
Leslie Mak.....	9.950
Olivia Vivian.....	9.875
Running Total	147.975

BALANCE BEAM

Makayla Stambaugh.....	49.425
Makayla Stambaugh.....	9.675
Kelsi Blalock.....	9.825
Brittany Harris.....	9.875
Melanie Jones.....	9.900
Olivia Vivian.....	9.875
Leslie Mak.....	9.950
Running Total	197.400

FLOOR EXERCISE

Kelsi Blalock.....	49.350
Kelsi Blalock.....	9.825
Brittany Harris.....	9.075
Olivia Vivian.....	9.725
Melanie Jones.....	9.950
Leslie Mak.....	9.900
Makayla Stambaugh.....	9.950
Running Total	49.350

ALL-AROUND

Leslie Mak.....	39.675
Makayla Stambaugh.....	39.375
Brittany Harris.....	38.625
Melanie Jones.....	38.525

FINAL TEAM STANDINGS

1. Oregon State.....	197.400
2. Sacramento State.....	194.175
3. UC Davis.....	193.875

VAULT

1. Oregon State.....	49.200
2. Sacramento State.....	48.700
3. UC Davis.....	48.375

UNEVEN BARS

1. Oregon State.....	49.425
2. Sacramento State.....	48.575
3. UC Davis.....	47.925

BALANCE BEAM

1. Oregon State.....	49.425
2. UC Davis.....	48.700
3. Sacramento State.....	48.225

FLOOR EXERCISE

1. Oregon State.....	49.350
2. UC Davis.....	48.875
3. Sacramento State.....	48.675

#8 OREGON STATE vs. #7 UCLA & CALIFORNIA**Corvallis, Oregon • February 17, 2012****OREGON STATE (No. 8)**

VAULT	49.200
Chelsea Tang.....	9.750
Leslie Mak.....	9.825
Brittany Harris.....	9.875
Makayla Stambaugh.....	9.825
Kelsi Blalock.....	9.925
Melanie Jones.....	9.725
Running Total	49.200

UNEVEN BARS

Hannah Casey.....	49.425
Hannah Casey.....	9.825
Melanie Jones.....	9.850
Brittany Harris.....	9.850
Makayla Stambaugh.....	9.875
Leslie Mak.....	9.875
Olivia Vivian.....	9.875
Running Total	98.525

BALANCE BEAM

Makayla Stambaugh.....	49.175
Makayla Stambaugh.....	9.800
Kelsi Blalock.....	9.800
Brittany Harris.....	9.775
Melanie Jones.....	9.750
Olivia Vivian.....	9.850
Leslie Mak.....	9.950
Running Total	147.700

FLOOR EXERCISE

Kelsi Blalock.....	49.075
Kelsi Blalock.....	9.825
Brittany Harris.....	9.775
Olivia Vivian.....	9.750
Melanie Jones.....	9.800
Leslie Mak.....	9.750
Makayla Stambaugh.....	9.925
Running Total	196.775

ALL-AROUND

Makayla Stambaugh.....	39.425
Leslie Mak.....	39.400
Brittany Harris.....	39.275
Melanie Jones.....	39.125

FINAL TEAM STANDINGS

t1. Oregon State.....	196.775
t1. UCLA.....	196.775
3. California.....	192.350

VAULT

1. UCLA.....	49.450
2. Oregon State.....	49.200
3. California.....	48.650

UNEVEN BARS

1. Oregon State.....	49.325
2. UCLA.....	49.200
3. California.....	48.325

BALANCE BEAM

1. Oregon State.....	49.175
2. UCLA.....	49.025
3. California.....	47.225

FLOOR EXERCISE

1. UCLA.....	49.100
2. Oregon State.....	49.075
3. California.....	48.150

#8 OREGON STATE vs. #16 BOISE STATE**Corvallis, Oregon • February 24, 2012****OREGON STATE (No. 8)**

VAULT	49.200
Chelsea Tang.....	9.825
Leslie Mak.....	9.800
Brittany Harris.....	9.825
Makayla Stambaugh.....	9.875
Kelsi Blalock.....	9.875
Melanie Jones.....	9.725
Running Total	49.200

UNEVEN BARS

Hannah Casey.....	49.250
Hannah Casey.....	9.775
Melanie Jones.....	9.675
Brittany Harris.....	9.800
Makayla Stambaugh.....	9.875
Leslie Mak.....	9.900
Olivia Vivian.....	9.900
Running Total	98.450

BALANCE BEAM

Makayla Stambaugh.....	49.175
Makayla Stambaugh.....	9.725
Kelsi Blalock.....	9.800
Brittany Harris.....	9.800
Melanie Jones.....	9.850
Olivia Vivian.....	9.825
Leslie Mak.....	9.900
Running Total	147.625

FLOOR EXERCISE

Kelsi Blalock.....	49.250
Kelsi Blalock.....	9.775
Brittany Harris.....	9.800
Olivia Vivian.....	9.300
Melanie Jones.....	9.875
Leslie Mak.....	9.900
Makayla Stambaugh.....	9.900
Running Total	196.875

ALL-AROUND

Leslie Mak.....	39.500
Makayla Stambaugh.....	39.375
Brittany Harris.....	39.225
Melanie Jones.....	39.125

BOISE STATE (No. 16)

VAULT	49.100
Kelsey Black.....	9.700
Amanda Otufi.....	9.825
Ciera Perkins.....	9.850
Brittany Potvin-Green.....	9.775
Amy Glass.....	9.850
Kelsey Morris.....	9.800
Running Total	98.175

UNEVEN BARS

Hannah Casey.....	49.075
Kelsey Black.....	9.700
Lindsay Kazandjian.....	9.775
Kelsey Morris.....	9.775
Ciera Perkins.....	9.800
Amy Glass.....	9.850
Brittany Potvin-Green.....	9.875
Running Total	49.075

BALANCE BEAM

Caitlin Mann.....	48.350
Kelsey Morris.....	9.525
Kelsey Morris.....	9.650
Brittany Potvin-Green.....	9.100
Melanie Jones.....	9.725
Erin Wippermann.....	9.725
Amanda Otufi.....	9.725
Running Total	195.375

FLOOR EXERCISE

Kelsey Black.....	48.850
Kelsey Black.....	9.650
Kelsey Morris.....	9.800
Amanda Otufi.....	9.800
Brittany Potvin-Green.....	9.725
Ciera Perkins.....	9.875

Running Total**147.025****ALL-AROUND**

Kelsey Morris.....	39.025
Brittany Potvin-Green.....	38.475

#9 OREGON STATE at #7 UTAH**Salt Lake City, Utah • March 2, 2012****OREGON STATE (No. 9)**

VAULT	48.900
Melanie Jones.....	9.675
Chelsea Tang.....	9.800
Leslie Mak.....	9.800
Brittany Harris.....	9.675
Kelsi Blalock.....	9.875
Makayla Stambaugh.....	9.750
Running Total	97.750

UNEVEN BARS

Hannah Casey.....	48.850
Hannah Casey.....	9.750
Melanie Jones.....	9.325
Brittany Harris.....	9.800
Makayla Stambaugh.....	9.825
Leslie Mak.....	9.675
Olivia Vivian.....	9.800
Running Total	48.850

BALANCE BEAM

Kelsi Blalock.....	49.025
Kelsi Blalock.....	9.050
Chelsea Tang.....	9.725
Brittany Harris.....	9.825
Melanie Jones.....	9.875
Olivia Vivian.....	9.750
Leslie Mak.....	9.850
Running Total	195.600

FLOOR EXERCISE

Kelsi Blalock.....	48.825
Kelsi Blalock.....	9.775
Brittany Harris.....	9.700
Olivia Vivian.....	9.750
Melanie Jones.....	9.875
Leslie Mak.....	9.775

Running Total**146.575****ALL-AROUND**

Leslie Mak.....	39.100
Brittany Harris.....	39.000
Melanie Jones.....	38.750

UTAH (No. 7)

VAULT	49.425
Corrie Lothrop.....	9.800
Stephanie McAllister.....	9.775
Georgia Dabritz.....	9.800
Tory Wilson.....	9.925
Kailah Delaney.....	9.925
Kyndal Robarts.....	9.975
Running Total	49.425

UNEVEN BARS

Kassandra Lopez.....	48.875
Corrie Lothrop.....	9.800
Hailee Hansen.....	9.825
Cortni Beers.....	9.175
Georgia Dabritz.....	9.850
Corrie Lothrop.....	9.550
Stephanie McAllister.....	9.850
Running Total	98.300

BALANCE BEAM

Stephanie McAllister.....	48.850
Stephanie McAllister.....	9.800
Georgia Dabritz.....	8.600
Mary Beth Lofgren.....	9.800
Corrie Lothrop.....	9.575
Cortni Beers.....	9.900
Kyndal Robarts.....	9.775
Running Total	147.150

FLOOR EXERCISE

Nansy Damianova.....	48.425
Nansy Damianova.....	9.800
Kyndal Robarts.....	9.850
Georgia Dabritz.....	9.925
Becky Tutka.....	9.900
Corrie Lothrop.....	9.675
Stephanie McAllister.....	9.950
Running Total	196.575

ALL-AROUND

Stephanie McAllister.....	39.375
Corrie Lothrop.....	38.600
Georgia Dabritz.....	38.175

#9 OREGON STATE at #22 DENVER w/ TEXAS WOMEN'S**Denver, Colorado • March 10, 2012****OREGON STATE (No. 9)**

VAULT	48.975
Melanie Jones.....	9.625
Chelsea Tang.....	9.700
Leslie Mak.....	9.725
Brittany Harris.....	9.850
Makayla Stambaugh.....	9.825
Kelsi Blalock.....	9.875
Running Total	196.325

UNEVEN BARS	49.125
Hannah Casey.....	9.775
Melanie Jones.....	9.700
Brittany Harris.....	9.825
Makayla Stambaugh.....	9.875
Olivia Vivian.....	9.950
Leslie Mak.....	9.475
Running Total	49.125

BALANCE BEAM	49.425
Makayla Stambaugh.....	9.200
Kelsi Blalock.....	9.800
Brittany Harris.....	9.775
Melanie Jones.....	9.850
Olivia Vivian.....	9.825
Leslie Mak.....	9.875
Running Total	49.425

FLOOR EXERCISE	49.100
Kelsi Blalock.....	9.825
Brittany Harris.....	9.750
Olivia Vivian.....	9.700
Melanie Jones.....	9.925
Makayla Stambaugh.....	9.800
Leslie Mak.....	9.800
Running Total	147.350

ALL-AROUND

Brittany Harris.....	39.200
Melanie Jones.....	39.100
Leslie Mak.....	38.875
Makayla Stambaugh.....	38.700

FINAL TEAM STANDINGS

1. Denver.....	196.725
2. Oregon State.....	196.325
3. Texas Women's.....	193.650

VAULT

1. Denver.....	49.050
2. Oregon State.....	48.975
3. Texas Women's.....	48.750

UNEVEN BARS

1. Oregon State.....	49.125
2. Denver.....	49.075
3. Texas Women's.....	48.175

BALANCE BEAM

1. Denver.....	49.225
2. Oregon State.....	49.125
3. Texas Women's.....	47.900

FLOOR EXERCISE

1. Denver.....	49.375
2. Oregon State.....	49.100
3. Texas Women's.....	48.825

#8 OREGON STATE vs. NEW HAMPSHIRE & SEATTLE PACIFIC**• COMFORT SUITES INVITATIONAL • Corvallis, Oregon • March 16, 2012****OREGON STATE (No. 8)**

VAULT	49.100
Melanie Jones.....	9.725
Chelsea Tang.....	9.775
Leslie Mak.....	9.725
Makayla Stambaugh.....	9.825
Brittany Harris.....	9.850
Kelsi Blalock.....	9.925
Running Total	49.100

UNEVEN BARS	49.250
Hannah Casey.....	9.750
Melanie Jones.....	9.850
Brittany Harris.....	9.825
Makayla Stambaugh.....	9.850
Olivia Vivian.....	9.825
Leslie Mak.....	9.900
Running Total	98.350

BALANCE BEAM	49.125
Makayla Stambaugh.....	9.750
Kelsi Blalock.....	9.800
Brittany Harris.....	9.800
Melanie Jones.....	9.875
Olivia Vivian.....	9.800
Leslie Mak.....	9.850
Running Total	147.475

FLOOR EXERCISE	49.250
Kelsi Blalock.....	9.850
Brittany Harris.....	9.775
Olivia Vivian.....	9.050
Leslie Mak.....	9.925
Melanie Jones.....	9.825
Makayla Stambaugh.....	9.875
Running Total	196.725

ALL-AROUND

Leslie Mak.....	39.400
Makayla Stambaugh.....	39.300
Melanie Jones.....	39.275
Brittany Harris.....	39.250

FINAL TEAM STANDINGS

1. Oregon State.....	196.725
2. New Hampshire.....	193.050
3. Seattle Pacific.....	191.000

VAULT

1. Oregon State.....	49.100
2. New Hampshire.....	48.575
3. Seattle Pacific.....	47.900

UNEVEN BARS

1. Oregon State.....	49.250
2. Seattle Pacific.....	47.925
3. New Hampshire.....	47.900

BALANCE BEAM

1. Oregon State.....	49.125
2. New Hampshire.....	48.225
3. Seattle Pacific.....	46.925

FLOOR EXERCISE

1. Oregon State.....	49.250
2. New Hampshire.....	48.350
3. Seattle Pacific.....	48.250

PAC-12 CHAMPIONSHIPS (second session)**Salt Lake City, Utah (Huntsman Center) • March 24, 2012****OREGON STATE (No. 8)**

VAULT	49.200
Melanie Jones.....	9.800
Chelsea Tang.....	9.800
Leslie Mak.....	9.850
Makayla Stambaugh.....	9.875
Brittany Harris.....	9.800
Kelsi Blalock.....	9.875
Running Total	197.025

UNEVEN BARS	49.200
Hannah Casey.....	9.700
Melanie Jones.....	9.800
Brittany Harris.....	9.875
Makayla Stambaugh.....	9.925
Olivia Vivian.....	9.900
Leslie Mak.....	9.250
Running Total	49.200

BALANCE BEAM	49.275
Makayla Stambaugh.....	9.775
Kelsi Blalock.....	9.775
Brittany Harris.....	9.275
Melanie Jones.....	9.900
Olivia Vivian.....	9.900
Leslie Mak.....	9.925
Running Total	49.475

FLOOR EXERCISE	49.350
Kelsi Blalock.....	9.825
Brittany Harris.....	9.800
Olivia Vivian.....	9.850
Leslie Mak.....	9.850
Melanie Jones.....	9.925
Makayla Stambaugh.....	9.900
Running Total	147.825

ALL-AROUND

Makayla Stambaugh.....	39.475
Melanie Jones.....	39.425
Leslie Mak.....	38.875
Brittany Harris.....	38.425

FINAL TEAM STANDINGS

1. UCLA.....	197.425
2. Utah.....	197.375
3. Oregon State.....	197.025
4. Stanford.....	196.825
5. Arizona.....	195.900
6. Arizona State.....	194.550
7. Washington.....	194.125
8. California.....	193.525

SESSION I STANDINGS

1. Arizona.....	195.900
2. Arizona State.....	194.550
3. Washington.....	194.125
4. California.....	193.525

SESSION II STANDINGS

1. UCLA.....	197.425
2. Utah.....	197.375
3. Oregon State.....	197.025
4. Stanford.....	196.825

NCAA AUBURN REGIONAL CHAMPIONSHIPS**Auburn, Ala. (Auburn Arena) • April 7, 2012****OREGON STATE (No. 7)**

VAULT	49.125
Melanie Jones.....	9.725
Chelsea Tang.....	9.800
Leslie Mak.....	9.850
Makayla Stambaugh.....	9.825
Brittany Harris.....	9.800
Kelsi Blalock.....	9.850
Running Total	98.200

UNEVEN BARS	49.300
Hannah Casey.....	9.800
Melanie Jones.....	9.800
Brittany Harris.....	9.850
Makayla Stambaugh.....	9.850
Olivia Vivian.....	9.900
Leslie Mak.....	9.900
Running Total	147.500

BALANCE BEAM	48.950
Makayla Stambaugh.....	9.600
Kelsi Blalock.....	8.950
Brittany Harris.....	9.700
Melanie Jones.....	9.850
Olivia Vivian.....	9.875
Leslie Mak.....	9.925
Running Total	196.450

FLOOR EXERCISE	49.075
Kelsi Blalock.....	9.775
Brittany Harris.....	9.800
Olivia Vivian.....	9.650
Leslie Mak.....	9.750
Melanie Jones.....	9.900
Makayla Stambaugh.....	9.850
Running Total	49.075

ALL-AROUND

Leslie Mak.....	39.425
Melanie Jones.....	39.275
Brittany Harris.....	39.150
Makayla Stambaugh.....	39.125

FINAL TEAM STANDINGS

1. Georgia.....	197.100
2. Oregon State.....	196.450
3. Michigan.....	196.325
4. Auburn.....	196.100
5. West Virginia.....	195.900
6. Michigan State.....	194.050

VAULT

1. Auburn.....	49.325
t2. Georgia.....	49.300
t2. Michigan.....	49.300
4. West Virginia.....	49.200
5. Oregon State.....	49.125
6. Michigan State.....	49.000

UNEVEN BARS

t1. Oregon State.....	49.300
t1. Georgia.....	49.300
3. Michigan.....	49.050
4. West Virginia.....	48.925
t5. Auburn.....	48.900
t5. Michigan State.....	48.900

BALANCE BEAM

1. Georgia.....	49.100
2. Auburn.....	48.975
3. Oregon State.....	48.950
4. West Virginia.....	48.825
5. Michigan.....	48.750
6. Michigan State.....	48.325

FLOOR EXERCISE

1. Georgia.....	49.400
2. Michigan.....	49.225
3. Oregon State.....	49.075
4. West Virginia.....	48.950
5. Auburn.....	48.900
6. Michigan State.....	47.825

Mak looking to leave a legacy going into her final season

By Cliff Kirkpatrick
Corvallis Gazette-Times

January 13, 2012

Leslie Mak has grown up from a young freshman phenom to one of the top gymnasts at the college level.

Mak, a senior for the Oregon State gymnastics team, heads into her final season with expectations of making more of an impact than she has already.

That's a big goal for someone who was the Pacific-10 Conference's gymnast of the year and a first-team all-American as an all-arounder last season.

"I'm trying to leave a legacy at Oregon State," Mak said. "And when I leave, I'm confident this team will keep on improving."

Mak doesn't have an ego when she says that, just the confidence to soar through the air on all four of the apparatuses to make it look graceful.

"She's working hard to do that," coach Tanya Chaplin said of Mak improving herself. "She's in the best shape she's been in since she has been here."

Her best events are the balance beam and uneven bars. She was ranked No. 1 in the country for some time last season on the beam.

Mak is also a standout on the floor exercise and does well on the vault.

She, and others on the team, worked on adding difficulty to their floor routines and perfecting them for higher scores.

"The offseason was special because people challenged themselves to learn new skills," Mak said. "You'll see that in the season that people are stepping up. We are not settling with being as good as we were last year. We want to get better."

She's also someone the six freshmen can look to and see the blueprint in how to succeed in college.

And that includes the mistakes.

"My role as a senior is to let the girls know what to expect, and know what to do," Mak said.

Mak, who is originally from Toronto, came on strong as a freshman, winning a share of the Pac-10 bars title.

Her sophomore season was a struggle. She admits to resting on her laurels a little, and letting the pressure to succeed overcome her.

Mak also injured her elbow early in the season to add to the sophomore slump. That kept her off the vault, bars and floor for a portion of the season.

She salvaged the year by being first-team all-conference on the beam after learning a hands-free routine.

"My sophomore season was tough," Mak said. "A big part of that is staying healthy, not only physically, but mentally and psychologically."

After healing up in the offseason, Mak refocused on how to train and prepare. She was healthy enough to vault and was determined to come back strong - and did as the National Association of Collegiate Gymnastics Coaches West Region Gymnast of the Year.

She won the Pac-10 title on the beam and all-around, was the co-champ on bars and was seventh-best in the all-around at nationals.

The lesson of preparation had been learned.

"I tell them to live in the present," Chaplin said. "It can weigh on you or build you up. Those accolades are great but you have new things to do. So she has done everything she needs to do to be ready for the season to start."

More pressure will fall in Mak's lap this season now that she's the known commodity for the Beavers.

However, she's old enough to recognize it and not let it become overwhelming.

"I have a lot of pressure on my shoulders," Mak said. "The coaches and teammates are helping me with it. I perform best when I'm relaxed, calm and confident. My focus this year is having fun and cherishing it since it's my last year."

Tang off to strong start as freshman

By Cliff Kirkpatrick
Corvallis Gazette-Times

January 25, 2012

Quiet, intense and determined describe Chelsea Tang.

The Oregon State freshman gymnast has used those attributes to blend in with the veterans on this season's team, and has already made an impact.

Tang, a Eugene native, is the breakout sensation for the Beavers. She has competed on the vault, uneven bars and balance beam twice, and added the floor exercise last week at Arizona to become the fourth all-arounder on the team.

"Chelsea is a strong competitor," junior Makayla Stambaugh said. "She trains hard in the gym and when she's put in pressure situations she's rock solid. Her mentality is really strong, and always mentally there. As a veteran that's something you work on throughout the years. That's something Chelsea has done really well with already. If she can keep that up she's right on track."

Tang grew up watching the Beavers and always wanted to compete for OSU.

She had opportunities to go elsewhere, but pairing what she wanted academically as a 4.0 student out of South Eugene High and being close to her family, OSU was the perfect choice.

Being close to home, however, was a concern for the coaches. Would a huge fan following of family and friends distract her?

The Beavers started out against the No. 4 team in the country, Oklahoma, before a crowd of 3,241 in Gill Coliseum. Most freshmen gymnasts haven't experienced that kind of crowd on the club circuit.

"My first experience in Gill was awesome," Tang said. "It was what I was expecting. The seniors really prepared us freshmen. We've never had that experience before. It was a lot more than I was used to, but I just did what I did in the gym."

Tang responded with a third place on the vault, fifth on the uneven bars and tied for sixth on the balance beam.

She was solid in all the events in the following meet at Arizona, even though it was a tough outing for all the Beavers.

Tang, however, may miss Friday's home meet with Stanford after she injured her elbow in practice this week. It's not serious and she is expected back in the lineup next week.

"I was happy with the start of the season," Tang said. "It was a good way to start off the season. I ended up doing better than I thought I would. I was surprised on vaults. My first vault was one of the best vaults I've done in a while."

Associate head coach Michael Chaplin knew Tang had the physical ability from recruiting her, but was interested to see her compete that first meet to see how she would respond.

Tang trained at the National Academy of Artistic Gymnastics in Eugene, the same place the Beavers found standouts Jami Lanz and Becky Colvin in recent years.

Tang finished fourth in the all-around at the 2011 Junior Olympic National Championships and made the J.O. National Team. Tang also won the J.O. national title on the uneven bars in 2010.

"Chelsea had done well at the national level, at the JO nationals," Chaplin said. "And we had a good track record with that gym. I knew she was going to be prepared."

However, the question was if she would handle the pressure.

"She's a hard worker, and been doing it all fall," Chaplin said. "You never know how they are going to compete at the collegiate level, especially with 4,000 fans. She's from Eugene with a lot of people able to come up and watch, and she was cool as could be. We were really pleased to see that. Will she perform like she trained? And she did."

Tang doesn't know what to expect or have any personal goals yet, but is willing to follow the upperclassmen along. She knows the team has a Super Six goal for the end of the year.

Individually, she just wants to fine-tune her floor routine and figure out ways to improve.

"She has the perfect ingredients of what we are looking for," Chaplin said.

Vivian hopes to overcome slow start

By Cliff Kirkpatrick
Corvallis Gazette-Times

February 3, 2012

Olivia Vivian didn't start the way she wanted, but she expects that to change.

The senior Oregon State gymnast battled a leg injury and prolonged illness the first three weeks of the season.

She's healthy now with renewed confidence as the Beavers head to Seattle today for a Pacific-12 Conference contest at Washington.

"After the first two meets I was a little worried," Vivian said. "It didn't feel the same as last season, when I had a really good season."

Vivian was an all-American as one of the top uneven bars competitors in the nation last year, and was standout on the balance beam and floor exercise.

She's only ranked No. 13 on the bars now, and has been slowed on the floor and beam because her legs have been bruised from falls in practice.

Assistant coach John Carney helped boost her confidence in the last two weeks, and she feels better.

"Last Friday I felt a lot more normal on bars," Vivian said. "Hopefully, I got that all out of me and I feel like myself. I'm excited and looking forward to my last season. I'm going to do everything I can to make the most of it."

The illness issues are something gymnasts typically deal with at some point in the season. Fellow senior Leslie Mak has also been sick.

However, veterans know how to overcome them quickly, coach Tanya Chaplin said. The freshman are figuring it out.

"It's important to get your rest and eating right to overcome sickness the best you can," Vivian said. "Last week was really, really hard. I didn't train one day. When you are sick you lose your orientation. That's a big one. That's when you rely on the training and all the hard work we did in the fall. I relied on my muscle memory to get through."

Casey contributing on the uneven bars

By Cliff Kirkpatrick
Corvallis Gazette-Times

February 10, 2012

Hannah Casey sets the example to follow for a larger-than-normal group of walk-ons for the Oregon State gymnastics team.

Casey, a sophomore from Portland, competes in one event - the uneven bars. And it took her a full season of practice and an injury to a regular to crack the lineup.

She considers being the leadoff gymnast on the bars an honor since OSU is tied for fourth in the county in that event heading into tonight's meet at UC Davis.

"I absolutely love it," Casey said. "It's the greatest feeling ever. It was a lot of hard work to get in there and I'm just doing the best I can."

Casey, the alternate on the bars as a freshman, performed six exhibitions during the season. That was the plan again this year until Stephanie McGregor was lost for the season with an Achilles' tendon injury.

Bars coach John Carney was concerned about his lineup after the injury, but Casey put his mind at ease.

"I'm real happy with the work she did over the summer," Carney said. "She didn't let the exhibitions be a discouragement. She's proven herself every week in the gym. As a leadoff she's very consistent and solid."

What keeps her driven are the five other walk-ons fighting to get into the lineup. They are freshman finding their way around college gymnastics, performing exhibitions on events like she did.

Casey is also working on the vault and the floor exercise and hopes to be in the scoring lineup of at least one more of those events by next year.

"With the walk-ons we want to see them contribute on at least one event," coach Tanya Chaplin said. "Hannah is the perfect example of that. We find their strongest event and build from there."

Blalock in the midst of a breakout season

By Cliff Kirkpatrick
Corvallis Gazette-Times

February 15, 2012

Maturity and health have finally met for Oregon State gymnast Kelsi Blalock, and they seem to be getting along.

A junior from Puyallup, Wash., Blalock started the season sluggish but has come on recently. She collected her first three career event wins over the last three weeks, and competed in the all-around for the first time.

Blalock is finally showing the consistency that eluded her early in her career.

"That should happen when you get to upperclassmen status," coach Tanya Chaplin said. "It's good to see she is doing that and hanging tough with the responsibility. She understands what to do, and been through it a couple years. The experience of knowing what is coming helps you adjust."

Blalock leads off the floor exercise and the balance beam when the Beavers are on the road, and vaults on a regular basis.

Her least favorite event is the uneven bars, but she has improved enough that she competes for a starting spot each meet.

"In the three (regular) events I compete I feel real confident. It's getting easier in the (practice) gym," Blalock said. "I know if I can go five routines here I can do one there. That's the key to be consistent."

Ankle issues her first two years caused Blalock to be inconsistent. Her problems began when she was injured during warmups before a meet a month into her freshman season.

She needed surgery and was out the rest of the season. Going through recovery delayed her offseason training before her sophomore season.

It took time to shake off the rust, but Blalock peaked at the end with an all-conference performance on the vault and career-best beam score of 9.875 at the Corvallis Regional.

"Being healthier this year I've been able to start at the beginning of fall training and be more prepared than I was last year," Blalock said.

Blalock changed her approach heading into this season. She's usually someone you can depend on to lighten the mood at practice, at a meet or in a meeting.

However, Blalock felt that wasn't working. She wanted to act like the older gymnasts on the team, since she was one.

"Usually I'm hyped up and screaming, but I'm quieter now," Blalock said. "Now that I'm an upperclassman, I have more responsibility on the team. I want to be that leader for all our underclassmen."

That mental approach led into a focused offseason of training.

Assistant coach John Carney, who has coached Blalock since she was 9 years old when he was the club coach at Gymnastics East, noticed her evolution.

"There's a lot more she's capable of," Carney said. "She's investing more in her training. That confidence pushes her to climb the ladder. This year she should take it up a notch from where she was last year. Senior year, the sky is the limit with her."

First, she must complete this season the way it has been going recently.

She started out nervous because she wanted to succeed so much.

"It was all mental, so I worked on calming down," Blalock said. "The first two meets of the season, I thought it was a year I was still trying to reach my full potential."

The turning point came on Jan. 27 when Blalock won the vault at home with a 9.950 against Stanford. Then she followed it up the next week with a beam title with a 9.825 from the leadoff position at Washington.

Leadoffs rarely win since judges typically give out the best scores at the end of an event after seeing everyone.

Her third win came last weekend at UC Davis when she scored a 9.925 on the vault.

"I didn't realize it was my first win when I won vault (the first time), and to do it again on a different event, then this could be the year I start to shine and pull myself apart like (teammates) Leslie (Mak) and Makayla (Stambaugh) have done," Blalock said. "With these last few meets, maybe I can pull it all together. As things are going now, my ultimate goal is to be an All-American."

More than just a meet

The Pink Out Meet is always one of the biggest home meets for the gymnastics team, and bares meaning

By Warner Strausbaugh
The Daily Barometer

February 16, 2012

It's more than just a meet.

That's the phrase reiterated by everyone on the gymnastics team in their description of the eighth annual Pink Out.

OSU gymnastics will be competing against No. 7 UCLA and Cal in Friday's 7 p.m. meet, but they will also be competing for a bigger cause than that. Pink Out will take place over the course of Friday and Saturday, beginning with the gymnastics meet Friday night.

"Pink Out's always been a little something bigger than just competing," said senior Olivia Vivian. "It's about fighting for everything, for things that are bigger than us."

The weekend festivities include a Pink Out breakfast and silent auction with proceeds going to the Corvallis Clinic Foundation's Project H.E.R. – a breast health services program for women in Benton, Linn and Lincoln counties.

"It's an opportunity for us to compete for something that's much bigger than sports," said head coach Tanya Chaplin. "It's life, and what the survivors have been able to, the fight that they've had on a daily basis."

Cancer is something that has affected most of our lives in some way or another, which is the case for some of the members of this OSU team.

"It was a special meet for me because my grandma passed away of ovarian cancer," said sophomore Brittany Harris. "So she comes to all my meets, I take a little picture of her everywhere. So it's like she was still there with me."

"My grandmother died of breast cancer my sophomore year," Vivian said. "So it's kind of always been something extra than just competing."

The meet is also special for senior Leslie Mak.

"It means a lot to me because I've had family members who have had breast cancer," Mak said. "It's a pretty special thing that we're able to combine what we love doing and supporting such a good cause."

The crowd, as always, will probably be the largest attendance of the season for gymnastics. With Gill already being a factor, topped with a huge crowd, and two Pac-12 opponents coming, one of them being a top-ten opponent, this clearly has the makings of a very significant meet for the Beavers.

"UCLA is one of the top teams in the country, if not the top team in the country," Chaplin said. "They're always strong year in and year out. Cal is another one that's on the rise. They're doing a really good job turning around that program with their new coaches this year."

Momentum will surely be on OSU's side from last week's meet, which was one of their best meets of all-time based on their scores. Their score of 197.400 in the meet with UC-Davis and Sacramento State was the fifth-highest in school history. But the team isn't looking to stop there.

"I felt where we were (last) weekend, it was good, but we can always improve," Harris said.

Last year's Pink Out paired OSU against UCLA, a meet which came down to the wire. UCLA ended up topping the Beavers by 0.5 points, making OSU feel a little extra incentive to defeat the Bruins. The hope is that the high scores of last week translate to Friday's meet for a win in their biggest meet of the season so far.

"Feelings of revenge have risen, extra motivation in the gym this week, also coming off a big win last week, so that's also motivating us," Vivian said. "It's that extra boost of confidence knowing that we can get those scores."

Mak staying focused to finish another big year

By Cliff Kirkpatrick
Corvallis Gazette-Times

February 17, 2012

Leslie Mak giggles and smiles when asked about her senior season with the Oregon State gymnastics team.

She has that confident feeling when things are going right, and is thrilled.

Mak is the No. 8 all-around gymnast in the nation with an average of 39.430 points a meet. She is also tied for first on the uneven bars with an average of 9.890 and second on the balance beam at 9.900.

"I'm just in a really good place right now, mentally and physically," Mak said. "A big part of the success is the success the team is having. We are confident and that instills confidence in me."

Mak had her breakthrough season last year with 22 event titles. She was a first-team all-American on the all-around and beam, the Pacific-10 Conference Gymnast of the Year and West Region Gymnast of the Year.

She didn't rest on her laurels in the offseason. Instead, Mak increased her training and coaches say she is in the best shape of her career.

That has already resulted in two conference gymnast of the week awards and 10 event titles. She has 43 career wins and needs six more to move into fourth all-time at OSU.

Maintaining her training during the season has been a little tricky. The pre-business major needed to take classes two days a week that cut into the four-hour block of practice each day.

She has been working out early with coach Tanya Chaplin without her teammates. Having loud teammates around helps practice since they can simulate distractions of the crowd during meets.

"It's a challenge since a big part of my success in training is working with my team, but the coaches have been helpful to let me get my workout and get to my classes," Mak said. "It hasn't been an issue, but it hasn't helped, either."

Her goal is to be the conference gymnast of the year again. If that happens, she would be the first to win the award in back-to-back seasons.

Jones helping the Beavers succeed as an all-around competitor

By Cliff Kirkpatrick
Corvallis Gazette-Times

February 24, 2012

Melanie Jones has taken a significant step forward in her responsibility this season for the Oregon State gymnastics team.

The junior from Australia has secured a spot in the lineup as the fourth all-arounder the last two meets. She'll play an important role tonight in Gill Coliseum when the Beavers face Boise State in a nonconference meet.

Her long-term shoulder injury finally healed so she can compete on the uneven bars. And her dramatic floor routine has wowed fans and judges, including receiving a 10 from one judge on Feb. 10 at UC Davis.

"Mel is incredibly talented and a powerful gymnast with beautiful lines," coach Tanya Chaplin said. "She has the full package. It's exciting to watch the enthusiasm she has for the sport. There's a burning motivation to do what you enjoy doing."

Jones began her career with a thud two years ago. She missed a release on the bars in a preseason exhibition meet and reinjured an old shoulder wound.

She eased through her first season and had a second shoulder surgery. That kept her off the bars, one of her favorite events, her first two seasons.

"Ask any gymnast and they want to get back quickly, but it takes a long time to properly recover from any surgery," Jones said. "I was itching to get back on bars and it was too soon."

She focused on the other events that put less stress on her shoulder. The floor turned into a meet highlight — she averages 9.859 a routine this season — and her vaulting has helped the team improve the last few weeks.

"I'm really enjoying this season," Jones said. "I've been training all-around for quite some time. It feels good to actually compete it. It's also a good distraction in competition not having to be waiting and worrying on each apparatus. I can just go."

Recovering and training weren't the only parts of life Jones had to figure out the last two years. The move from Australia was also a challenge.

Jones had to learn how college and college gymnastics worked while in a different culture. Training and how things are approached in the United States are different.

"I've adjusted to this new world," Jones said. "I've been here so long I've adapted. My parents think I'm a full on Yank now with the way I talk and things I say. I feel a lot more confident as a gymnast, a college gymnast. I've been through the process. It's coming easier now."

Stambaugh hopes to stay healthy enough to compete

By Cliff Kirkpatrick
Corvallis Gazette-Times

March 7, 2012

Makayla Stambaugh has been limping all season, and she plans to nurse her right shin injury to the end.

The Oregon State gymnastics team needs the junior all-arounder in the postseason. To get her there she won't be in every lineup the last three weeks of the regular season.

Stambaugh missed the vault and floor exercise last weekend in Utah. It's going to be a meet-time decision if she can go or not on those events the rest of the way.

"I feel pretty good, and I feel mentally tough and ready for the rest of the season," Stambaugh said. "I'm just working on getting better and go from there."

Stambaugh doesn't remember a specific instance where she injured herself. She badly aggravated the injury Feb. 24 during a home meet.

Then she did it again last week during practice. Stambaugh feels the most pain on tumbling passes on the floor.

"She has been dealing with this for a while," coach Tanya Chaplin said. "She doesn't have enough time for it to calm down."

Chaplin saw Stambaugh having trouble during floor warmups at Utah and pulled her from the lineup.

"This is where we have to be more careful," Chaplin said. "We are not going to take a chance with Makayla. We will need her in the postseason. If this was regionals or nationals, she could have competed. And if we do aggravate it to the point she can't compete, we are shooting ourselves in the foot."

Stambaugh sees the logic in how Chaplin will use her sparingly the next three weeks, but it's still tough to take.

"I want to contribute and be there for my team," Stambaugh said. "I hate knowing I add to the stress because I add something to the lineup, but that's why it's so important to have depth so that if someone is injured they can step up. And I need to make smart decisions for my team and myself, too."

Setting the Tone

Brittany Harris has developed into one of the team's vocal leaders as a sophomore

By Warner Strausbaugh
The Daily Barometer

March 12, 2012

If you have attended an Oregon State gymnastics meet, you know what happens when the team heads to the final event of the night — the floor routines.

Every gymnast for the Beavers gathers on the floor mat, center stage in Gill Coliseum. The band begins to play the OSU fight song. A chorus of "00000000-SSSSSSSS-UUUUUUUU — Oregon State, fight fight fight!" echoes throughout the arena from both the 3,000-plus fans in attendance and the gymnastics team.

It's a staple of a home meet for the Beavers to get everyone in the stands fired up for the final show of the night.

Then the electric scene comes to a halt. Brittany Harris, the 5-foot-7 sophomore out of Tulsa, Okla., takes the spotlight for the cherry on top of the rousing spectacle.

"O WHAT?!" Harris bellows to the crowd.

"O STATE!" the crowd responds.

This continues two more times, culminating in the beginning of the end of the night's meet.

Harris's role as the crowd-starter and motivator is important during these meets and with the rest of the team. The development of her as the vocal leader of the gymnastics team has blossomed this year, and will ultimately continue throughout her career as a Beaver.

"I really do love the role of cheering the 'O what? O State!' because Jen Kesler did it last year and every time she did it at a meet, I was so excited," Harris said. "I got pumped up too. Even if I didn't compete [on] floor, I was just pumped up to watch everyone else go."

Kesler had the role before, and now it's Harris's. She has cherished the responsibility ever since she first did it in the Jan. 13 home meet against then-No. 3 Oklahoma — a meet in which the Beavers upset the Sooners.

"The first time I did it, I'm pretty sure that was the most nervous I've ever been," Harris said. "What if I'm not loud enough? What if my voice cracks? I was thinking about everything that could go wrong. And then Jen Kesler stood beside me for support, and I was like 'OK, I can do this. O what?!' They did it back! It was so much fun."

Teammates and coaches both recognize the strength Harris brings to the squad as an outspoken person who can provide support to the rest of the team through her personality and ability to lead.

"Brittany is a huge part of getting the team fired up," said junior Kelsi Blalock. "I think it starts downstairs in the locker room before we get up. She's always the loudest and voicing her opinion and it really does get everyone fired up."

Senior Olivia Vivian agrees: "Brittany just has this energy — this just fired up, dominant kind of, 'let's get them, let's beat them' fire from within. When you have someone that comes along and treats the team in that aspect, it gets you all fired up."

That kind of leadership from a sophomore is unique, and Harris will undoubtedly only increase that presence for the next two years. Vivian has provided plenty of senior leadership from the vocal side of things, and Leslie Mak, last year's Pac-10 Gymnast of the Year, and junior Makayla Stambaugh play more of the lead-by-example role for the team.

But that quality of being able to have someone who can always be counted on to get the team ready to compete, and to get them excited in doing so, is something that Harris truly brings to the table for OSU.

"It would be strange to not have someone like Brittany Harris, who just has that ability to pump the whole team up," Vivian said.

Even when the team is away from home, that kind of mentality can be even more important. The passionate fans of Gill fill in the stands at one of the higher clips compared to most other college gymnastics arenas. It's not the same in other places.

"It's a really important type of leadership role," said assistant coach John Carney. "Because everybody around here gets to see it at Gill, but it's even more impactful when we're at arenas that have less of a crowd. Like when we were at UC Davis, and there's 530 people in the arena, she kind of brings that rally of energy to the team and keeps that rolling."

Although the vocal direction she can give off to the rest of the team is extremely important, her performances as a gymnast are just as vital. As one of four regular all-arounders on the team, Harris is relied upon to put together strong showings in four different events in a given meet.

"She's very critical as we don't have a large, large squad," Carney said. "With her being able to contribute the talent that she was recruited for on all four events — that's a huge testament to her work."

Harris has the ability to balance being both a strong competitor and also a team member who spreads her own confidence to the rest of the gymnasts. It's that kind of passion that makes her more one-of-a-kind.

"I just want to pour my heart to everyone on the team and try to fire them up in ways that are a good example," Harris said.

So the next time there's a gymnastics meet, just know that there's nothing fake behind the pump-up-the-crowd display that gets put on. It's all real, and it means a lot to both Harris and the team for it to happen.

"O WHAT?!" — "O STATE!" — will be a signature for Oregon State gymnastics for years to come, and the legacy will continue with the passion Harris brings for all eyes to see.

Conquering the vault is always a challenge for the Beavers

By Cliff Kirkpatrick
Corvallis Gazette-Times

March 14, 2012

The difference between success and failure for the Oregon State gymnastics teams often comes from an event that lasts a mere five seconds.

Even though it doesn't take long to complete, there's so much that can go wrong on the vault.

Unfortunately for the Beavers, the vault has been their weakest event in recent years.

Associate head coach Michael Chaplin has said if he could find a recruit who is a stellar vaulter — and that's all she can do — he'd still offer her a scholarship.

"We are looking for explosive gymnasts who can help us on vault right away," Chaplin said. "You need the quick-twitch muscles to do it. You either have it or you don't."

The Beavers are ranked 17th on the vault, while the other three events are in the top 10 and regularly the top five.

Even senior all-around star Leslie Mak struggles on the vault compared to the other three events. She's relatively new to the event because of several old elbow injuries.

"Vault is so unique in that it's over in a few seconds and you have one shot to get it right," Mak said. "Every little small detail can make the biggest difference in the end result. So it's very rewarding or frustrating."

Junior Kelsi Blalock, one of the best vaulters for the Beavers, is ranked 21st in the country. She has a regional qualifying score of 9.895 this season in nine vaults, and has won two event titles.

But Blalock didn't start the season well. She aborted her first vault of the season twice before she hit the table.

"Vault is an apparatus that it clicks or doesn't," Blalock said. "It's all timing. You have to do a lot of numbers (at practice) to get it right. At the beginning of the season my vaults were not right. After that first meet I got the rhythm back."

Completing a vault safely and properly takes courage. Most gymnasts at the college level have already conquered their childhood fear.

But it's still there every time.

"Running at full speed at a stationary object — that's the fear of the vault," Blalock said. "There are times you are running and stop and do a baseball slide into home. You can get high and miss your hands (and fall). There is so much that can go wrong on this event because of how fast it is."

Gymnasts must sprint to the vault table from 65 to 80 feet, plant their hands for a flip on the run, bounce off a springboard that launches them into the air and begin a flipping twist before

placing their hands on the table.

Then they turn their back to where they are going, flip again, twist and land on their feet without taking a step or hop.

"There is a fear there because you turn your back to where you are going and go there blindly," Chaplin said. "It's not normal. There's no reason to do that in real life."

Practicing a vault is difficult. Landings take a toll on knees and ankles, while arms and shoulders take a beating on the launch.

Landing short, meaning not straight down but on an angle, creates sever torque on the legs and can lead to injury. Blalock needed ankle surgery after being injured warming up before a meet her freshman season.

The Beavers practice the vault twice a week and not on consecutive days. While the vault is her favorite event, Blalock said there are days she hates practicing.

"We've had issues on vault because of the requirement on your body," Mak said. "And I'd say the mental aspect of vault is a problem. With bars and beam, if you don't have a good skill you make up for it with a great dismount or something else."

Pain and fear aside, gymnasts typically love to be in the middle of a vault when they can do it right. That feeling of sailing through the air is addictive.

"I can feel a big vault, and it's much easier to stick," Blalock said. "And when it all comes together it's so much fun."

Harris has been consistent performer for Beavers

By Cliff Kirkpatrick
Corvallis Gazette-Times

March 16, 2012

Brittany Harris has quietly put together a consistent season for the Oregon State gymnastics team.

The sophomore has competed in the all-around every meet. She's yet to win an event, but her steady scores have helped the Beavers win and remain in the top 10 all season.

She's battling a little late-season soreness as the Beavers get set to face New Hampshire and Seattle Pacific in the last home meet of the season tonight in Gill Coliseum, but remains a cornerstone of the program.

Harris had a team-best 39.200 all-around score last week at Denver and averages 39.064 this season.

However, stats are only part of her contribution. She's also known for her funny personality.

"I do feel I'm doing my part for the team," Harris said. "I try not to let anything get to me. I listen to music and dance around to lighten others up. Then I do what I do in practice (in the meets)."

Harris started last season on the balance beam and uneven bars. An ankle injury before the season kept her from adding the vault and floor exercise until late in the season.

Training for all four events this year took an adjustment due to the physical demand.

"It has been different this year since I do all four events," Harris said. "It's what I always wanted to do and it's always an honor to do all four events. But it does take a toll on your body."

Harris hopes to continue her evolution in her last two seasons. She has plans to develop skills that could take her to another level.

"There are a lot of skills I want to play with next year," Harris said. "I want to vault higher and do other things people aren't doing. I want skills that have the effect of flying. That's what makes gymnastics so cool. When I go higher, that makes it all that much more fun."

For now, she just hopes to help the Beavers finish strong and into the postseason. They are fighting for positioning for a regional meet.

"I just have to keep up what I'm doing," Harris said. "Don't get overwhelmed and not think too far ahead. For now, I'm just going to do what I can in practice and let it come to me."

Oregon State's Stambaugh thrives under pressure

By Gary Horowitz
Statesman-Journal

March 23, 2012

When Oregon State gymnast Makayla Stambaugh arrives for today's Pac-12 Championships in Salt Lake City, Utah, she expects to be nervous.

But watching Stambaugh's graceful and eloquent performances, you'd never know that nerves were part of the equation.

"No matter how long you do this sport, you're gonna be nervous," OSU associate head coach Michael Chaplin said. "She can just handle it and I think that's why she's been so successful."

A three-time first-team all-American, Stambaugh has learned to channel anxiety into a positive. After all, who wouldn't have trepidation doing flips on a four-inch balance beam, or a full-twisting double back dismount on the uneven bars?

Experience has helped the junior from Sacramento, Calif., handle the pressure of a sport where the pursuit of perfection is a driving force.

"I may get nervous, but I absolutely enjoy and love the adrenalin rush that I get," Stambaugh said. "I try not to let my nerves get to me. I just focus on my skills, focus on my technique."

And that skill level has elevated Stambaugh's status as one of the premier gymnasts in the Pac-12. She ranks fourth in the conference in the all-around, which includes bars, beam, floor and vault.

Senior teammate Leslie Mak, the reigning conference and West region gymnast of the year, said Stambaugh "always had the talent," and has made strides in the mental aspects of the sport.

"When we get to an arena, I can tell that she's so much more calm," Mak said. "For gymnastics, it's 90 percent mental. Obviously her physical talents are there, and her mentality aspect has really helped her."

The eighth-ranked Beavers are the defending conference champions, but repeating won't be easy. OSU, No. 4 UCLA, No. 7 Utah and No. 11 Stanford are expected to compete for top honors.

The NCAA regionals follow April 7, with the top two teams from six, six-team regionals advancing to the NCAA championships April 20-22 in Duluth, Ga. Regional bids will be announced Monday.

For now, the focus is on the Pac-12 championships.

"We were Pac-10 champions last year, and that just meant so much to us," Stambaugh said. "This is like our smaller nationals."

Stambaugh has done some of her best work in the biggest meets. She advanced to the event finals at nationals on floor and bars last year, and on floor in 2010.

With 32 career event titles — eighth-most in school history — Stambaugh could contend for top honors at the Pac-12, regional and national meets. But individual accomplishments aren't on her radar.

"I'm more focused on the team goal," said Stambaugh, the 2010 Pac-10 freshman of the year. "I would love for us to win Pac-12s. I would love for us to make it to the Super Six and win nationals. Those are the kind of goals that I strive for."

At 5-foot-5, Stambaugh has long lines, which can be an attribute when it comes to judging a routine.

Chaplin calls Stambaugh a "really graceful, beautiful gymnast."

"She draws you in," he said.

OSU has featured deeper teams through the years, but this appears to be another special group. Last season, the Beavers finished eighth nationally.

In addition to Stambaugh and Mak, senior Olivia Vivian, and juniors Kelsi Blalock and Melanie Jones have won event titles this season. Brittany Harris, a sophomore, has been a regular in the all-around lineup with Stambaugh, Mak and Jones.

"Even though we don't have that depth, we have a good solid lineup on every event," Stambaugh said. "We're doing everything to the best of our abilities, and that's all you can really ask for."

Mak stays focused as OSU career nears end

By Gary Horowitz
Statesman-Journal

April 4, 2012

Oregon State senior Leslie Mak arrived at the Valley Gymnastics Center on Tuesday before practice and iced her left shoulder, and had her left elbow taped along with both ankles.

Just another typical day for one of the nation's premier gymnasts.

But Mak's routine will be ending soon, possibly Saturday at the Auburn (Ala.) regional. While No. 7 OSU is expected to qualify for the NCAA championships on April 20-22 in Duluth, Ga., there are no guarantees.

Mak has been involved in gymnastics for 16 of her 21 years, and life without the training and competitions will be a major adjustment for the two-time all-American from Toronto, Ontario. But she's not feeling overly sentimental at the moment because there's so much left to accomplish.

Besides, the time for tears came and went in her final home meet at Gill Coliseum on March 16, and at the Pac-12 championships the following weekend in Salt Lake City, Utah.

"I'm just trying to celebrate the little amount of time I do have left with this team and celebrate the accomplishments I've made at Oregon State," Mak said, "and the future accomplishments I think this team and I will have."

There have been numerous accolades for Mak through the years. She is the first person to be named back-to-back conference gymnast of the year, and was the West regional gymnast of the year last season.

Mak is one of six finalists for the American Athletic Inc. award, presented annually to the nation's premier senior gymnast.

But even more important than the individual accomplishments, Mak is beloved by her teammates. Makayla Stambaugh said Mak, "puts her whole heart into everything she does."

"She's a beautiful person, inside and out," said Stambaugh, a junior from Sacramento, Calif. "It's something every single individual on the team really appreciates."

Olivia Vivian, a senior from Perth, Australia, said Mak has been "a true inspiration."

That compliment stems in part from Mak putting the team ahead of herself. She arrived at OSU as a three-event performer on balance beam, parallel bars and floor.

Mak sustained an elbow injury as an elite gymnast in Canada and stopped training on vault. But heading into the 2011 season, she was determined to help the Beavers as an all-arounder and added the vault to her skill set.

The results speak for themselves. Mak was the Pac-10 all-around champion last year.

"I think my success is more of a tribute to the coaches believing in me," Mak said. "Michael and Tanya (Chaplin) pushed me to try vault in the first place. Without that I wouldn't be here right now talking about being an all-arounder."

Mak, whose 51 career event titles ranks fourth in school history behind Chari Knight, Joy Selig and Mandi Rodriguez, has embraced her role as a kind-hearted teammate and ambassador for the sport.

She's all about the team.

"It's not an individual sport, it's a team thing," Mak said. "A big part of it is to give back to the program because when I was a freshman I had those seniors helping me."

A business major, Mak plans to graduate in June and has accepted a sales position with Ernest and Julio Gallo in Portland. For a graduation gift, Mak's parents are sending her to London to be with her older sister Allison, and they'll be touring France together.

Clearly, there is much to look forward to post college.

But the thought of being a former gymnast has not taken center stage on Mak's radar, and she's hardly going through the motions. Heading into regionals – the top two teams at six, six-team regionals qualify for the NCAA championships – Mak is tied for first nationally on beam.

"These last two weeks of training have been the best that I've ever seen her," Tanya Chaplin said. "It's great to see that continue as the end of her career comes."

OSU placed eighth nationally the past two years, and Mak thinks the Beavers have what it takes to make it to the Super Six.

And if Mak helps OSU reach that lofty plateau, what a grand last hurrah it would be.

"I think this is the best way to end my career on such a positive note and such a happy experience," she said.

Stambaugh has come long way from leap off living room couch

By Paul Boker
The Oregonian

April 5, 2012

There were no judges around when Oregon State's Makayla Stambaugh – who had watched gymnasts perform on TV – decided to try her own version of the Tsukahara vault. She was three years old.

"I had a lot of energy when I was younger," said Stambaugh, who will be one of the Beavers' key performers at Saturday's NCAA Auburn Regional.

"It started with me kind of rolling around and I ended up jumping off the back end of the couch and hurting myself really bad," she said. "That's when my mom signed me up for gymnastics, and I just fell in love with it."

On a team with a roster full of perfectionists, including two-time Pac-12 Gymnast of the Year Leslie Mak, Stambaugh is coming through with clutch routine after clutch routine as OSU seeks its seventh straight trip to the NCAA championships.

She was once a little girl who worshipped the likes of 1996 Olympian Dominique Moceanu and 1984 Olympics star Mary Lou Retton. Now, as a junior at Oregon State, she is striving to emulate her heroes on a national stage.

"Makayla is very intense, she wants everything to be just right," said OSU coach Tanya Chaplin.

"She can be very hard on herself, but that's what makes her strong. She won't settle for anything less."

Stambaugh laughs. "Um, yeah, I think we're all competitive individuals," she said. "That just comes from being an athlete. I hate having a bad turn in the gym. So yeah, I guess you could say I'm a little tough on myself."

The Beavers (16-4-1) are ranked No. 7 nationally going into a Regional that includes No. 6 Georgia, No. 18 Auburn, No. 21 Michigan, No. 27 Michigan and No. 32 Michigan State.

The two teams with the top score in the regional advance to the April 20-22 Nationals at Gwinnett Center in Duluth, Ga. and if form holds up and the judges' scores add up just right the Beavers should make it.

But form doesn't always hold up. Crazy things can happen in a pressure-packed regional and a simple slip off the balance beam or a step out of bounds in floor exercise could be devastating.

Oregon State has a bye, then begins the competition with floor exercise.

"Regionals is like anything else, there's nothing guaranteed," said Chaplin. "We've been doing a fabulous job of training for this, but we're on Auburn's home court and we know it's always a fight when you get into the post-season. You've got to come ready to compete."

Chaplin said it's advantageous not to be the first team getting scored because the judges are likely to be very conservative with their opening marks. It will be floor, vault, bars and beam for OSU and then hopefully travel reservations for a return trip to the south if all of the routines are clean.

When Oregon State landed at the Atlanta airport Thursday and got on the bus to Auburn, Ala. the Beavers were about 30 miles away from the Gwinnett Center where the NCAA meet will unfold. They hope to get much closer.

"I haven't really looked at (Nationals), we're just focused on Regionals," said Chaplin.

OSU practiced with simulated crowd noise to get ready for the noisy Auburn fans.

"We cranked it up," said Chaplin, who figures if her team can handle the atmosphere at the Pac-12 meet in Salt Lake City it can handle anything.

"There's 10,000 people in the stands at Utah and it can get really, really loud," said Chaplin. "When we were on balance beam and Utah was on bars (at the same time) the noise level was incredible."

There were some early stumbles at the Pac-12 meet, but the Beavers got off the floor (literally) to finish third behind UCLA and Utah with a 197.025 score. Much of that "rally" from a deep fourth place hole was keyed by Stambaugh, who popped a 9.9 on floor exercise and matched her career high with a 9.875 on vault, where she's come a long way from that leap of faith off the living room couch.

"When I'm under a lot of pressure, I try not to think about it," said Stambaugh, who everyone on the team calls Mack.

"I just focus on what I need to do, try to stay in the moment, and forget outside distractions. It's something we've really worked on."

Oregon State seems loose enough as it braces for Regionals. During Spring Break the team kept practice interesting with "Army Day" and "Crazy Hair Day" and "Color Day."


Leslie Mak said it was like a gymnastics retreat, "because Corvallis is kind of like a ghost town (during break)."

Stambaugh said Regionals would be an opportune time for Oregon State to have one of those meets where everyone is in a zone and the judges are waving 9.8s and 9.9s.

"We're looking to have that peak performance, and I believe it will start at Regionals and show up again at Nationals," said Stambaugh. "We're facing some big teams, and you never know what can happen but I believe wholeheartedly in my teammates."

OREGON STATE'S NCAA CHAMPIONS

Five Oregon State gymnasts have combined for a total of seven national titles in OSU history. The most recent champion, Amy Durham, was crowned when she scored a 10.0 to win the floor exercise in 1993 at Gill Coliseum.




JOY SELIG

←
Balance Beam, 1989
Balance Beam, 1990
Floor Exercise, 1990

AMY DURHAM

→
Floor Exercise, 1993



HEIDI ANDERSON

→
Balance Beam, 1984



LAURIE CARTER

←
Balance Beam, 1981



MARY AYOTTE-LAW

←
Floor Exercise, 1982



OREGON STATE HISTORY AT THE NCAA CHAMPIONSHIPS



2012 NCAA Championships

The 2012 NCAA Championships will take place April 20-22 at the Gwinnett Center in Duluth, Ga. Six NCAA Regional Championships were held April 7 with each first and second place team advancing to the championship meet. Qualifying to the 2012 NCAA Championships are: Alabama, Arkansas, Florida, Georgia, LSU, Nebraska, Ohio State, Oklahoma, Oregon State, Stanford, UCLA and Utah. It will be OSU's 26th national championship appearances (23 NCAA, three AIAW) in 35 seasons.



AIAW & NCAA Championship Yearly Results

Year	Champion (site)	OSU Finish, Score
1977	Clarion (Mt. Pleasant, Mich.)	NA
1978	Clarion (Seattle, Wash.)	NA
1979	Cal State Fullerton (State College, Pa.)	7th, 134.550
1980	Penn State (Baton Rouge, La.)	4th, 140.150
1981	Utah (Salt Lake City, Utah)	7th, 141.150
1982	Utah (Salt Lake City, Utah)	4th, 143.000
1983	Utah (Salt Lake City, Utah)	9th, 173.550
1984	Utah (Los Angeles, Calif.)	NA
1985	Utah (Salt Lake City, Utah)	6th, 183.150
1986	Utah (Gainesville, Fla.)	NA
1987	Georgia (Salt Lake City, Utah)	12th, 174.500
1988	Alabama (Salt Lake City, Utah)	7th, 186.500
1989	Georgia (Athens, Ga.)	7th, 187.900
1990	Utah (Corvallis, Ore.)	7th, 189.950
1991	Alabama (Tuscaloosa, Ala.)	4th, 192.350
1992	Utah (St. Paul, Minn.)	6th, 191.300
1993	Georgia (Corvallis, Ore.)	7th, 193.425
1994	Utah (Salt Lake City, Utah)	7th, 193.625
1995	Utah (Athens, Ga.)	5th, 195.500 (semifinals) - 6th, 194.800 (Super Six)
1996	Alabama (Tuscaloosa, Ala.)	4th, 195.700 (semifinals) - 5th, 196.525 (Super Six)
1997	UCLA (Gainesville, Fla.)	NA
1998	Georgia (Los Angeles, Calif.)	NA
	(Two individual qualifiers: Deanne Droege Mueller, bars; Megan Murphy, all-around)	
1999	Georgia (Salt Lake City, Utah)	NA
	(Two individual qualifiers: Lara Degenhardt, floor; Megan Murphy-Barcroft, vault, floor)	
2000	UCLA (Boise, Idaho)	10th, 194.750
2001	UCLA (Athens, Ga.)	11th, 193.775
2002	Alabama (Tuscaloosa, Ala.)	12th, 192.925
2003	UCLA (Lincoln, Neb.)	NA
2004	UCLA (Los Angeles, Calif.)	NA
	(One individual qualifier: Tanya Ricioli-Hebron, all-around)	
2005	Georgia (Auburn, Ala.)	NA
2006	Georgia (Corvallis, Ore.)	11th, 195.150
2007	Georgia (Salt Lake City, Utah)	11th, 195.100
2008	Georgia (Athens, Ga.)	11th, 195.475
2009	Georgia (Lincoln, Neb.)	11th, 195.350
2010	UCLA (Gainesville, Fla.)	8th, 196.050
2011	Alabama (Cleveland, Ohio)	8th, 196.100

OSU's Individual Top 10 Finishes at Nationals

All-Around

3rd	Mary Ayotte-Law, 36.850 (1982)
4th	Amy Durham, 39.300 (1993)
5th	Chari Knight, 39.075 (1991)
7th	Mary Ayotte, 36.250 (1981)
7th	Joy Selig, 38.775 (1991)
7th	Leslie Mak, 39.350 (2011)
9th	Heidi Anderson, 37.350 (1985)
10th	Joy Selig, 38.800 (1990)

Vault

2nd	Katrina Severin, 9.8687 (2001)
3rd	Mandi Rodriguez, 9.8438 (2010)
4th	Tina Barnes, 9.350 (1985)
5th	Jami Sherman, 9.400 (1988)
5th	Mandi Rodriguez, 9.8375 (2007)
6th	Lara Degenhardt, 9.775 (2001)
7th	Tina Barnes, 9.375 (1988)
7th	Yuki Lamb, 9.7375 (2008)
7th	Mandi Rodriguez, 9.7875 (2009)
8th	Mary Ayotte-Law, 17.650 (1982)
8th	Amanda Turko, 9.6625 (1994)
10th	Wendy Smith, 8.725 (1992)
10th	Anne Marie Vassallo, 9.725 (1996)

Uneven Bars

2nd	Chari Knight, 9.850 (1991)
2nd	Heather Bennett, 9.950 (1996)
2nd	Jen Kesler, 9.8750 (2011)
3rd	Makayla Stambaugh, 9.8625 (2011)
6th	Olivia Vivian, 9.8500 (2011)
8th	Deanne Droege Mueller, 9.900 (1998)
10th	Connie Shuya, 9.100 (1979)
10th	Connie Shuya, 9.000 (1980)
10th	Renee Runyon, 9.200 (1994)
10th	Heather Bennett, 9.225 (1995)

Balance Beam

1st	Heidi Anderson, 9.700 (1981)
1st	Laurie Carter, 9.700 (1984)
1st	Joy Selig, 9.800 (1989)
1st	Joy Selig, 9.875 (1990)
3rd	Heidi Anderson, 9.050 (1985)
4th	Mary Ayotte, 9.200 (1981)
4th	Chari Knight, 9.825 (1991)
4th	Chari Knight, 9.825 (1994)
4th	Traci Crover, 9.825 (1994)
5th	Laurie Carter, 9.350 (1983)
5th	Traci Crover, 9.900 (1993)
5th	Megan Murphy, 9.875 (1996)
7th	Linda Parker, 17.800 (1980)
8th	Laurie Carter, 8.850 (1984)
8th	Michelle Sandoz, 9.700 (1993)
10th	Randi Miller, 9.800 (1995)
10th	Leslie Mak, 9.4500 (2011)

Floor Exercise

1st	Mary Ayotte-Law, 18.85 (1982)
1st	Joy Selig, 9.900 (1990)
1st	Amy Durham, 10.00 (1993)
2nd	Joy Selig, 9.700 (1988)
3rd	Joy Selig, 9.850 (1991)
4th	Linda Parker, 18.800 (1979)
4th	Joy Selig, 9.800 (1989)
5th	Chari Knight, 9.800 (1992)
6th	Mandi Rodriguez, 9.8625 (2009)
7th	Mary Ayotte, 18.300 (1980)
7th	Mary Ayotte, 17.750 (1981)
7th	Jayne Weinstein, 9.200 (1982)
8th	Makayla Stambaugh, 9.625 (2011)
9th	Chari Knight, 9.850 (1994)



OREGON STATE — Home of the 1990, 1993 & 2006 NCAA Championships

OSU's Joy Selig (far left) won national championships on beam and floor at the 1990 NCAA Championships, which were hosted by Oregon State. The Beavers also hosted the 1993 NCAA Championships, with Amy Durham claiming the national title on floor exercise in front of the home crowd. OSU hosted the NCAA Championships for the third time at Gill Coliseum in 2006.

OREGON STATE HISTORY AT THE NCAA CHAMPIONSHIPS

2011 NCAA CHAMPIONSHIPS RESULTS

AT CLEVELAND, OHIO — APRIL 15, 2011

TEAM RESULTS

1.	Alabama	197.050
2.	Nebraska	196.850
3.	Utah	196.200
4.	Florida	196.125
5.	OREGON STATE	196.100
6.	Kent State	195.000

ALL-AROUND

1.	Kayla Hoffman, Alabama	39.500
2.	Geralen Stack-Eaton, Alabama	39.400
t3.	Kim Jacob, Alabama	39.350
t3.	LESLIE MAK, OSU	39.350
5.	Stephanie McAllister, Utah	39.325

VAULT

t1.	Marissa Gutierrez, Alabama	9.950
t1.	Erin Davis, Nebraska	9.950
t3.	8 gymnasts tied for third	9.900
t11.	KELSI BLALOCK, OSU	9.875
t15.	BECKY COLVIN, OSU	9.850
t24.	LESLIE MAK, OSU	9.800
t24.	BRITNEY RANZY, OSU	9.800
t33.	MAKAYLA STAMBAUGH, OSU	9.775
41.	STEPHANIE MCGREGOR, OSU	9.675

UNEVEN BARS

t1.	Sarah DeMeo, Alabama	9.900
t1.	Geralen Stack-Eaton, Alabama	9.900
t1.	Alaina Johnson, Florida	9.900
t1.	Emily Wong, Nebraska	9.900
t1.	Maria Scaffidi, Nebraska	9.900
t1.	JEN KESLER, OSU	9.900
t1.	MAKAYLA STAMBAUGH, OSU	9.900
t1.	OLIVIA VIVIAN, OSU	9.900
t13.	STEPHANIE MCGREGOR, OSU	9.850
t13.	BRITTANY HARRIS, OSU	9.850
t19.	LESLIE MAK, OSU	9.825

BALANCE BEAM

1.	Kayla Hoffman, Alabama	9.900
t2.	Kim Jacob, Alabama	9.875
t2.	LESLIE MAK, OSU	9.875
4.	Mary Beth Lofgren, Utah	9.825
t5.	6 gymnasts tied for fifth	9.775
t11.	BRITTANY HARRIS, OSU	9.750
t16.	JEN KESLER, OSU	9.725
t28.	KELSI BLALOCK, OSU	9.650
t28.	OLIVIA VIVIAN, OSU	9.650
t41.	MAKAYLA STAMBAUGH, OSU	9.250

FLOOR EXERCISE

t1.	Geralen Stack-Eaton, Alabama	9.925
t1.	Marissa King, Florida	9.925
t3.	Maranda Smith, Florida	9.900
t3.	Alaina Johnson, Florida	9.900
t3.	Erin Davis, Nebraska	9.900
t3.	Lora Evenstad, Nebraska	9.900
t3.	MAKAYLA STAMBAUGH, OSU	9.900
t9.	LESLIE MAK, OSU	9.850
t25.	KELSI BLALOCK, OSU	9.800
t34.	BRITTANY HARRIS, OSU	9.750
t39.	OLIVIA VIVIAN, OSU	9.650
43.	BRITNEY RANZY, OSU	9.175



Oregon State finished fifth in the evening semifinals and eighth overall at the 2011 NCAA Championships. (Front row L-R): Britney Ranzy, Becky Colvin, Jen Kesler, Stephanie McGregor, Melanie Jones and Leilani Alferos. (Back row L-R): Makayla Stambaugh, Brittany Harris, Olivia Vivian, Leslie Mak, Hannah Casey and Kelsi Blalock.

OSU ALL-AMERICANS



Heidi Anderson
1984 • 1985

Heidi earned All-America honors at both Penn State and Oregon State ... claimed All-America honors at Penn State in all-around (1982) and floor exercise (1981) ... After transferring to Oregon State, became a three-time All-American with a national title on beam in 1984 ... Added a fourth All-American accolade on beam in 1985.



Marilyn Anderson
1993

Marilyn became a second-team All-American on beam at the 1993 NCAA Championships in Corvallis as a sophomore ... Tied for 15th with a score of 9.75, which marked a career-best ... As an all-arounder, actually averaged higher on the other three events that season but peaked on beam at nationals.



Mary Ayotte-Law
1981 • 1982

Mary earned All-America status on beam in 1981 and on floor and all-around in 1982 ... Became the second Beaver to win a national championship with her floor exercise title in 1982 ... Was the third-place finisher in the all-around that year.



Tina Barnes
1985 • 1986

Tina became Oregon State's fifth All-American in 1985 when she placed fourth on vault at the NCAA Championships ... Earned repeat All-America honors in 1988 with a seventh-place finish on vault.



Heather Bennett
1995 • 1996

Heather earned first team All-America honors twice on the uneven bars ... As a junior, tied for third (9.90) to qualify for the individual finals ... Placed 10th in the finals with a 9.225 after suffering a fall from a broken grip ... As a senior, she scored a 9.95 to earn first team honors ... Placed second in the individual finals that year.



Laurie Carter
1981 • 1983 • 1984

Laurie distinguished herself as OSU's first national champion when she claimed the title on beam in 1981 ... Went on to capture additional All-America honors on beam in 1983 and 1984 ... Placed fifth in '83 and was eighth in '84.



Laura-Ann Chong
2010


Laura-Ann became a second-team All-American on the uneven bars and balance beam at the 2010 NCAA Championships as a senior ... Tied for seventh on both events with scores of 9.85.



Traci Crover
1992 • 1993 • 1994


One of only six OSU gymnasts to earn All-America status in three or more events, Traci became a five-time All-American her senior year (1994) ... Earned first team honors on beam in '94, placing fourth in the finals ... As a junior, captured first team honors with a fifth-place finish in the beam finals and earned second team recognition with a 14th-place finish on floor ... In '92, was a second team All-American on both bars and beam ... Tied for ninth on bars and 12th on beam with scores of 9.825 and 9.725, respectively ... Her ninth-place finish on bars was one place shy of making the individual finals and a first team All-America mention.

OSU ALL-AMERICANS



Lara Degenhardt
2000 • 2001

Lara became a two-time All-American as a senior when she earned first team recognition on vault, placing sixth in event finals with an average of 9.775 on her two vaults ... Scored a 9.90 in prelims to earn a spot in the finals ... She earned second team All-America honors on floor as a junior in 2000 ... Tied teammate Tanya Ricioli with a score of 9.85 in the afternoon preliminary competition to place seventh in that session.



Deanne Droege Mueller
1995 • 1998

Deanne became a two-time All-American after earning first team honors on bars as a senior in 1998 ... Scored a 9.90 on her routine to earn first team All-American status but did not advance to finals ... As a freshman, Deanne was a first team All-American on beam ... tied for eighth with a score of 9.825 ... In the individual finals, took 12th place (9.325).



Amy Durham
1992 • 1993

One of two OSU gymnasts to earn All-American status in four different events ... In her final season (1993), Amy became a five-time All-American after earning first team honors on all-around and floor and second team honors on vault ... Placed fourth all-around with a career high 39.30 and won the national title on floor with a perfect 10.0 ... Scored a 9.85 on vault to take ninth place ... As a junior, earned second team All-America status on vault and bars ... Tied for 12th on vault (9.80) and 16th on bars (9.80) at the NCAA Championships in Minnesota.



Elizabeth Jillson
2002

Elizabeth earned first team All-American honors on bars as a junior ... Scored a 9.85 in the evening session preliminaries to tie for fourth place and advance to finals ... Tied for 11th with a 9.788 in event finals.



Jen Kesler
2008 • 2009 • 2011

Jen earned first team All-America status for the first time in her career as a senior. She scored 9.90 to tie for top honors in the semifinal and scored 9.875 in event finals to finish second overall in 2011 ... She earned second team All-American status in each of her first two seasons at OSU ... In 2008, she scored a 9.900 in the preliminary competition to tie for fifth in the session ... In 2009, she scored 9.850 in the preliminary round to tie for seventh.



Chari Knight
1991 • 1992 • 1994

A seven-time All-American, Chari is one of two Beavers with All-American honors in four different events ... As a freshman in 1991, she tied for second on bars and placed fifth in the all-around and third on beam at the NCAA Championships ... Her second place finish on bars ties for the best ever by an OSU gymnast ... As a sophomore, she tied for fifth on floor for her fourth All-America honor ... Became a seven-time All-American as a senior in 1994 when she was first team on beam and floor and second team in the all-around ... Placed fourth on beam and ninth on floor in the finals ... Missed the 1993 Championships with a knee injury.



Yuki Lamb
2008

Yuki scored 9.875 on the vault to qualify for individual finals and earn first team All-American honors as a senior ... Her mark tied for third during the preliminary competition ... She scored 9.7375 to finish seventh in the event finals ... She earned a score of 9.8875 on her first vault, which was the fifth highest score of the day.



Chrissy Lamun
2006

Chrissy earned second team All-American status on balance beam as a senior ... She scored a 9.825 in the preliminary session to tie for eighth in the session.

OSU ALL-AMERICANS



Jami Lanz
2007 • 2008 • 2009

Jami was truly a great all-around competitor for the Beavers competing in the all-around in every meet of her career - 56 meets. She earned second team All-American status three times during her career; once on vault, once on uneven bars and once on the balance beam ... In 2007, she scored a 9.850 on bars in the team competition to tie for eighth in the session ... In 2008, she scored 9.825 on the beam during the preliminaries to tie for sixth ... In 2009, she scored a 9.90 on the vault during preliminary round to tie for fifth.



Leslie Mak
2011

Leslie earned first team All-America honors as a junior in the all-around and on the balance beam. She scored 39.350 in the Beavers' semifinal session to tie for third in the session and seventh overall ... She added a 9.875 on the beam to finish second in the session and advanced to Individual Event Finals where she ended up 10th.



Rändi Miller
1995 • 1996

Rändi claimed All-America honors twice on balance beam ... In '95, she was a first team recipient, scoring a 9.90 to tie for second place in the preliminaries and then scoring a 9.80 to place 10th in the individual finals ... As a junior ('96), she scored a 9.775 for second team honors.



Megan Murphy
1996

Megan became a first team All-American on beam her freshman season ... Took fifth place in the individual finals with a 9.875 ... Tied for eighth (9.825) to qualify for finals.



Linda Parker
1978 • 1980

Linda was the second OSU gymnast to earn All-America status ... Claimed All-America honors on floor exercise in '78 and balance beam in '80 ... Placed fourth on floor and seventh on beam at the NCAA Championships.



Tanya Riccioli
2000

Tanya earned second team honors on floor as a sophomore, with a first team showing on bars in the afternoon session of the preliminary competition ... With the All-American status as a rookie in 2000, Tanya became the first OSU freshman in four years to earn All-America honors.



Mandi Rodriguez
2007 • 2009 • 2010

Mandi finished her career as a seven-time All-American, including four first team honors ... Finished a career-best third place on the vault at Event Finals with a 9.8438 in 2010 ... In 2007 she finished fifth overall on vault with a score of 9.8375 ... In 2009, she also earned first team honors on vault and floor exercise finishing seventh and tied for sixth respectively. She also scored 39.40 in the all-around to earn second team.



Renee Runyon
1994 • 1995

Renee earned her first All-America accolade as a sophomore, with a first team showing on bars in 1994 ... Tied for seventh in the team competition with a season-high score of 9.85 ... In the finals, took 10th with a 9.20 ... Earned second team All-America honors on the same event a year later with a score of 9.825 to tie for 12th place.

OSU ALL-AMERICANS



Michelle Sandoz
1993

Michelle became a first team All-American on beam in 1993 as a junior ... Scored a 9.70 to place eighth in the NCAA individual finals ... Advanced to the finals after placing fourth in the team competition with a 9.825.



Joy Selig
1988 • 1989 • 1990 • 1991

Joy has more first team All-America accolades to her name than any other OSU gymnast ... Became a seven-time All-American as a senior in 1991 when she finished seventh all-around and third on floor at the NCAA Championships ... Earned her first All-America honor as a freshman as the national runner-up on floor ... As a sophomore, she claimed the national championship on beam and place fourth on floor ... Won her second NCAA beam title in 1990 and won her first and won her first national title on floor that same year.



Katrina Severin
2000 • 2001

Katrina was honored as a first team All-American on vault as a senior when she finished as the national runner-up with a 9.8687 average on her two vaults ... Her finish was the best ever by a Beaver vaulter ... Had the highest score (9.95) of any vaulter in the preliminary session ... Earned All-American honors for the first time as a junior in 2000 when she received second team honors on beam with a 9.80 in the preliminary competition.



Jami Sherman
1988

Jami earned All-America honors as a freshman walk-on in 1988 ... After averaging 9.46 on vault during the season, she responded to the pressure of nationals with two solid vaults that earned her a fifth-place finish in the individual finals ... Became a scholarship athlete the following year and completed her final season in 1991.



Amy Slack
1995

Amy earned second team All-America honors on beam as a freshman ... Tied with teammate Amanda Turko for 14th place with a score of 9.80.



Tasha Smith
2006 • 2007 • 2009

Tasha was an All-American three times during her career at OSU ... In 2006, she became a second team All-American on vault as a freshman when she tied for fifth in the preliminary session with a score of 9.85 to earn a spot on the second team ... In 2007, Tasha earned first team honors on vault. She nailed her first vault posting one of the highest scores of the day, but fell on the second to finish 11th overall ... In 2009, she scored 9.85 on the floor to tie for sixth in the preliminary round and earned second team status.



Wendy Smith
1992


Wendy became an All-American in 1992, her sophomore season ... She qualified for the individual event finals on vault at the NCAA Championships by tying for fifth with a career-best score of 9.85 ... Finished 10th in the finals but performed one vault rather than two different ones to avoid further knee damage after hyperextending her knee on vault in the final dual meet of the season.



Kristie Snyder
1995


Kristie earned All-America accolades with a second team honor on vault in 1995 ... Tied for 10th place with a 9.90.

OSU ALL-AMERICANS



Donna Southwick
1977

Donna became OSU's first All-American when she earned All-America status on bars at the 1977 AIAW National Championships ... Transferred to OSU from nearby Linn-Benton Community College where she was crowned junior college national all-around champion in 1975 ... She was the first female athlete to obtain an athletic scholarship at OSU.



Makayla Stambaugh
2010 • 2011

Makayla scored a 9.90 on the floor exercise of OSU's 2010 semifinal to tie for second in the session ... The 2010 Pac-10 Freshman of the Year went on to finish 12th in the Individual Event Finals and earned first team All-America honors ... In 2011, Makayla added two more first team All-America awards tying for third on the bars and finishing eighth on the floor. She used a 9.90 in semifinals to tie for first on the bars to advance to Event Finals.



Annette Taylor
2000

Annette scored a 9.80 on her beam routine in the preliminary competition to earn second team All-American honors as a junior in 2000.



Amanda Turko
1994 • 1995 • 1996

Amanda earned All-American honors on three different events ... As a freshman, became a first team All-American on vault with a then-school record 9.95 at the NCAA Championships to advance to the finals ... Tied for third place and went on to place eighth in the finals with a score of 9.625 ... As a sophomore, earned second team All-America honors on beam ... Tied for 14th in the team competition (9.80) ... As a junior, became a second team All-American on floor (tied for 13th with a 9.85).



Anne Marie Vassallo
1996

As a junior, Anne Marie became a first team All-American on vault, finishing 10th in the individual finals (9.725) ... Scored a 9.825 to place fourth in the team competition to qualify for the finals.



Olivia Vivian
2011

Olivia scored a 9.90 on the uneven bars of OSU's 2011 semifinal to tie for first in the session and advanced to Individual Event Finals ... In Event Finals, Olivia scored 9.850 to tie for sixth. She along with Jen Kesler and Makayla Stambaugh each earned first team honors in 2011, the first time OSU has had three first team All-Americans on the bars in the same season.

OSU ALL-AMERICANS

ALL-AMERICAN'S YEAR-BY-YEAR

1977:	Donna Southwick (bars)
1978:	Linda Parker (floor)
1980:	Linda Parker (beam)
1981:	Mary Ayotte (beam, floor), Laurie Carter (beam)
1982:	Mary Ayotte-Law (floor, all-around)
1983:	Laurie Carter (beam)
1984:	Heidi Anderson (beam), Laurie Carter (beam)
1985:	Heidi Anderson (beam), Tina Barnes (vault)
1988:	Tina Barnes (vault), Joy Selig (floor), Jami Sherman (vault)
1989:	Joy Selig (beam, floor)
1990:	Joy Selig (beam, floor)
1991:	Chari Knight (bars, beam, all-around), Joy Selig (floor, all-around)
1992:	Traci Crover (bars, beam), Amy Durham (vault, bars), Chari Knight (floor), Wendy Smith (vault)
1993:	Marilyn Anderson (beam), Traci Crover (beam, floor), Amy Durham (vault, floor, all-around), Michelle Sandoz (beam)
1994:	Traci Crover (beam), Chari Knight (beam, floor, all-around), Renee Runyon (bars), Amanda Turko (vault),
1995:	Heather Bennett (bars), Deanne Droegemueller (beam), Rändi Miller (beam), Renee Runyon (bars), Amy Slack (beam), Kristie Snyder (vault), Amanda Turko (beam)
1996:	Heather Bennett (bars), Rändi Miller (beam), Megan Murphy (beam), Amanda Turko (floor) Anne Marie Vassallo (vault)
1998:	Deanne Droegemueller (bars)
2000:	Lara Degenhardt (floor), Tanya Ricioli (floor), Katrina Severin (beam), Annette Taylor (beam)
2001:	Lara Degenhardt (vault), Katrina Severin (vault)
2002:	Elizabeth Jillson (bars)
2006:	Chrissy Lamun (beam), Tasha Smith (vault)
2007:	Jami Lanz (bars), Mandi Rodriguez (vault), Tasha Smith (vault)
2008:	Jen Kesler (bars), Yuki Lamb (vault), Jami Lanz (beam)
2009:	Jen Kesler (bars), Jami Lanz (vault), Mandi Rodriguez (vault, floor, all-around), Tasha Smith (floor)
2010:	Laura-Ann Chong (bars, beam) Mandi Rodriguez (vault, floor, all-around) Makayla Stambaugh (floor)
2011:	Jen Kesler (bars), Leslie Mak (all-around, beam) Makayla Stambaugh (bars, floor), Olivia Vivian (bars)

ALL-AMERICANS BY EVENT

Vault	18
Uneven Bars	17
Balance Beam	27
Floor Exercise	19
All-Around	8
Total	89

ALL-AROUND

Mary Ayotte-Law	(1982)
Amy Durham	(1993)
Chari Knight	(1991, 94)
Leslie Mak	(2011)
Mandi Rodriguez	(2009, 10)
Joy Selig	(1991)

VAULT

Tina Barnes	(1985, 88)
Lara Degenhardt	(2001)
Amy Durham	(1992, 93)
Yuki Lamb	(2008)
Jami Lanz	(2009)
Mandi Rodriguez	(2007, 09, 10)
Katrina Severin	(2001)
Jami Sherman	(1988)
Tasha Smith	(2006, 07)
Wendy Smith	(1992)
Kristie Snyder	(1995)
Amanda Turko	(1994)
Anne Marie Vassallo	(1996)

UNEVEN BARS

Heather Bennett	(1995, 96)
Laura-Ann Chong	(2010)
Traci Crover	(1992)
Deanne Droegemueller	(1998)
Amy Durham	(1992)
Elizabeth Jillson	(2002)
Jen Kesler	(2008, 09, 11)
Chari Knight	(1991)
Jami Lanz	(2007)
Renee Runyon	(1994, 95)
Donna Southwick	(1977)
Makayla Stambaugh	(2011)
Olivia Vivian	(2011)

BALANCE BEAM

Heidi Anderson	(1984, 85)
Marilyn Anderson	(1993)
Mary Ayotte-Law	(1981)
Laurie Carter	(1981, 83, 84)
Laura-Ann Chong	(2010)
Traci Crover	(1992, 93, 94)
Deanne Droegemueller	(1995)
Chari Knight	(1991, 94)
Chrissy Lamun	(2006)
Jami Lanz	(2008)
Leslie Mak	(2011)
Rändi Miller	(1995, 96)
Megan Murphy	(1996)
Linda Parker	(1980)
Michelle Sandoz	(1993)
Joy Selig	(1988, 90)
Katrina Severin	(2000)
Amy Slack	(1995)
Annette Taylor	(2000)
Amanda Turko	(1995)

FLOOR EXERCISE

Mary Ayotte-Law	(1981, 82)
Traci Crover	(1993)
Lara Degenhardt	(2000)
Amy Durham	(1993)
Chari Knight	(1992, 94)
Linda Parker	(1978)
Tanya Ricioli	(2000)
Mandi Rodriguez	(2009, 10)
Joy Selig	(1988, 89, 90, 91)
Tasha Smith	(2009)
Makayla Stambaugh	(2010, 11)
Amanda Turko	(1996)

Note: Prior to 1992, only first team All-Americans were recognized. Since 1992, the top four finishers in each event in each session at the NCAA Championships preliminaries earn first team honors, and the next four places earn second team. All-around honors are combined for both sessions, with the top eight earning first team honors and the next eight earning second team honors.

MULTIPLE FIRST TEAM ALL-AMERICAN HONORS

Fourteen Oregon State gymnasts have earned at least two first team All-American honors.

Following are those gymnasts and the number of their first team honors:

Heidi Anderson (2)
Mary Ayotte-Law (4)
Tina Barnes (2)
Heather Bennett (2)
Laurie Carter (3)
Traci Crover (2)
Deanne Droegemueller (2)
Amy Durham (2)
Chari Knight (6)
Leslie Mak (2)
Linda Parker (2)
Mandi Rodriguez (4)
Joy Selig (7)
Makayla Stambaugh (2)

Of OSU's 14 gymnasts with more than one first team honor, seven earned at least two of their honors on the same event.

Heidi Anderson – beam (2)
Tina Barnes – vault (2)
Heather Bennett – bars (2)
Laurie Carter – beam (3)
Traci Crover – beam (2)
Chari Knight – beam (2), floor (2)
Mandi Rodriguez – vault (3)
Joy Selig – floor (4), beam (2)
Makayla Stambaugh – floor (2)

OREGON STATE HISTORY AT THE NCAA REGIONAL CHAMPIONSHIPS

NCAA REGIONAL CHAMPIONSHIPS RESULTS

Year	Champion	OSU Finish	Site
1972	Washington	NA	Corvallis, Ore.
1973	Oregon	NA	Seattle, Wash.
1974	Seattle Pacific	NA	Billings, Mont.
1975	Washington	6th	Monmouth, Ore.
1976	Washington	4th	Forest Grove, Ore.
1977	Washington	3rd	Missoula, Mont.
1978	Washington	2nd	Cheney, Wash.
1979	Oregon State	1st	Corvallis, Ore.
1980	Oregon State	1st	Spokane, Wash.
1981	Oregon State	1st	Pullman, Wash.
1982	Oregon State	1st	Corvallis, Ore.
1983	Cal State Fullerton	3rd	Fullerton, Calif.
1984	Cal State Fullerton	4th	Fullerton, Calif.
1985	Oregon State	1st	Corvallis, Ore.
1986	Cal State Fullerton	3rd	Corvallis, Ore.
1987	UCLA	3rd	Seattle, Wash.
1988	Oregon State	1st	Corvallis, Ore.
1989	UCLA	3rd	Fullerton, Calif.
1990	UCLA	3rd	Los Angeles, Calif.
1991	Oregon State	1st	Corvallis, Ore.
1992	Oregon State	1st	Berkeley, Calif.
1993	UCLA	2nd	Corvallis, Ore.
1994	UCLA	2nd	Boise, Idaho
1995	UCLA	2nd	Corvallis, Ore.
1996	UCLA	2nd	Los Angeles, Calif.
1997	UCLA	3rd	Boise, Idaho
1998	Washington	5th	Seattle, Wash.
1999	UCLA	3rd	Corvallis, Ore.
2000	UCLA	2nd	Corvallis, Ore.
2001	UCLA	2nd	Los Angeles, Calif.
2002	Utah	2nd	Corvallis, Ore.
2003	UCLA (South Central)	3rd	Columbia, Mo.
2004	Oklahoma (West)	3rd	Corvallis, Ore.
2005	Utah (North Central)	3rd	Salt Lake City, Utah
2006	Alabama (West)	2nd	Stanford, Calif.
2007	Stanford (South Central)	2nd	Tucson, Ariz.
2008	Oregon State (West)	1st	Corvallis, Ore.
2009	LSU (Central)	2nd	Columbus, Ohio
2010	Missouri (Columbia)	2nd	Columbia, Mo.
2011	Oregon State (Corvallis)	1st	Corvallis, Ore.
2012	Georgia (Auburn)	2nd	Auburn, Ala.

OSU'S NCAA REGIONAL CHAMPIONS

All-Around:

1978	Linda Parker, 33.95
1979	Mary Ayotte, 34.50
1980	Mary Ayotte, 35.95
1981	Mary Ayotte, 38.20
1982	Mary Ayotte-Law, 36-70
1985	Heidi Anderson, 37.55
1991	Chari Knight, 39.400
1992	Chari Knight, 39.600
1994	Chari Knight, 39.400
2008	Jami Lanz, 39.575
2011	Leslie Mak, 39.475

Vault

1980	Mary Ayotte, 9.45
1981	Mary Ayotte, 9.20
1991	Amy Durham, 9.75 (tie)
1992	Chari Knight, 9.85
1995	Kristie Snyder, 10.0
1999	Megan Murphy-Barcroft, 9.875
2008	Yuki Lamb, 9.925
2009	Mandi Rodriguez, 9.950 (tie)
2011	Britney Ranzy, 9.875 (tie)

Uneven Bars


1980	Kris Femling, 9.25
1981	Mary Ayotte, 9.00
1982	Jayne Weinstein, 9.55
1991	Chari Knight, 9.95
1993	Renee Runyon, 9.85 (tie)
1995	Heather Bennett, 9.975
1996	Heather Bennett, 9.95
1998	Deanne Droegemueller, 9.975
2008	Jen Kesler, 9.950
2010	Laura-Ann Chong, 9.900
2011	Leslie Mak, 9.900
2012	Leslie Mak, 9.900 (tie)
2012	Olivia Vivian, 9.900 (tie)

Balance Beam

1980	Mary Ayotte, 9.40
1981	Laurie Carter, 9.60
1982	Laurie Carter, 9.65
1983	Laurie Carter, 9.70
1991	Joy Selig, 9.925
1992	Chari Knight, 9.925
1993	Traci Crover, 9.90 (tie)
1993	Michelle Sandoz, 9.90 (tie)
1994	Chari Knight, 9.975
1996	Megan Murphy, 9.875 (tie)
2004	Tanya Ricioli-Hebron, 9.95
2008	Jami Lanz, 9.950
2011	Leslie Mak, 9.900
2012	Leslie Mak, 9.925

Floor Exercise

1978	Linda Parker, 9.00
1980	Mary Ayotte, 9.40
1981	Mary Ayotte, 9.50
1982	Mary Ayotte-Law, 9.60
1985	Heidi Anderson, 9.45
1991	Chari Knight, 9.875
1993	Amy Durham, 9.925
1994	Chari Knight, 9.85
1999	Megan Murphy-Barcroft, 9.925 (tie)
1999	Lara Degenhardt, 9.925 (tie)
2002	Annie Campbell, 9.975
2007	Tasha Smith, 9.925
2008	Mandi Rodriguez, 9.900 (tie)
2008	Tasha Smith, 9.900 (tie)
2009	Mandi Rodriguez, 9.925
2011	Makayla Stambaugh, 9.900 (tie)
2011	Britney Ranzy, 9.900 (tie)



Oregon State hosted the NCAA Corvallis Regional for the 15th time in 2011 and has been selected to host again in 2013. In 2006, OSU played host to the NCAA Championships for the third time. Legendary Gill Coliseum was also the site of the 1990, 1993 and 2006 championships. The Beavers enjoy a great home floor advantage at Gill with the largest crowds on the west coast and in 2011 OSU had the fifth highest average attendance in the nation with 4,275 fans packing the house for each meet.

OREGON STATE HISTORY AT THE NCAA REGIONAL CHAMPIONSHIPS

2012 NCAA AUBURN REGIONAL CHAMPIONSHIPS RESULTS

AT AUBURN — APRIL 7, 2012

TEAM RESULTS

1.	Georgia	197.100
2.	OREGON STATE	196.450
3.	Michigan	196.325
4.	Auburn	196.100
5.	West Virginia	195.900
6.	Michigan State	194.525

ALL-AROUND

1.	Kat Ding, UGA	39.500
t2.	LESLIE MAK, OSU	39.425
t2.	Noel Couch, UGA	39.425
4.	Katie Zurales, MICH	39.375
5.	Bri Guy, AUB	39.350
9.	MELANIE JONES, OSU	39.275
11.	BRITTANY HARRIS, OSU	39.150
13.	MAKAYLA STAMBAUGH, OSU	38.325

VAULT

t1.	Kylie Shields, AUB	9.925
t1.	Katie Zurales, MICH	9.925
t1.	Joanna Sampson, MICH	9.925
t4.	four gymnasts tied	9.900
t10.	LESLIE MAK, OSU	9.850
t10.	KELSI BLALOCK, OSU	9.850
t16.	MAKAYLA STAMBAUGH, OSU	9.825
t24.	CHELSEA TANG, OSU	9.800
t24.	BRITTANY HARRIS, OSU	9.800
t36.	MELANIE JONES, OSU	9.725

UNEVEN BARS

t1.	OLIVIA VIVIAN, OSU	9.900
t1.	LESLIE MAK, OSU	9.900
t1.	Gina Nuccio, UGA	9.900
t1.	Kat Ding, UGA	9.900
t5.	BRITTANY HARRIS, OSU	9.850
t5.	MAKAYLA STAMBAUGH, OSU	9.850
t5.	four other gymnasts tied	9.850
t13.	HANNAH CASEY, OSU	9.800
t13.	MELANIE JONES, OSU	9.800

BALANCE BEAM

1.	LESLIE MAK, OSU	9.925
2.	OLIVIA VIVIAN, OSU	9.875
t3.	MELANIE JONES, OSU	9.850
t3.	Allyson Sandusky, AUB	9.850
t3.	Katie Zurales, MICH	9.850
t3.	Hope Sloanhoffer, WVU	9.850
t3.	Kat Ding, UGA	9.850
t24.	BRITTANY HARRIS, OSU	9.700
32.	MAKAYLA STAMBAUGH, OSU	9.600
40.	KELSI BLALOCK, OSU	8.950

FLOOR EXERCISE

1.	Noel Couch, UGA	9.925
t2.	MELANIE JONES, OSU	9.900
t2.	Chelsea Davis, UGA	9.900
t4.	Bri Guy, AUB	9.875
t4.	Sachi Sugiyama, MICH	9.875
t4.	Gina Nuccio, UGA	9.875
t7.	MAKAYLA STAMBAUGH, OSU	9.850
t17.	BRITTANY HARRIS, OSU	9.800
t22.	KELSI BLALOCK, OSU	9.775
t24.	LESLIE MAK, OSU	9.750
t31.	OLIVIA VIVIAN, OSU	9.650



The Beavers won the NCAA Corvallis Regional and the Pac-10 Championships (photo above) in 2011. Oregon State will host both events in 2013. (Front row L-R): Becky Colvin, Jen Kesler, Hannah Casey, Leslie Mak, Britney Ranzy, Olivia Vivian and Makayla Stambaugh. (Back row L-R): Stephanie McGregor, Kelsi Blalock, Leilani Alferos, Melanie Jones and Brittany Harris.

OREGON STATE HISTORY AT PAC-10/12 CONFERENCE CHAMPIONSHIPS

PAC-10/12 CHAMPIONSHIPS RESULTS

Year	Champion / Score	OSU Finish	Site
1987	UCLA / 188.45	5th / 182.25	Pullman, Wash.
1988	UCLA / 189.45	3rd / 185.95	Tempe, Ariz.
1989	UCLA / 195.20	2nd / 193.65	Corvallis, Ore.
1990	UCLA / 191.50	4th / 185.45	Berkeley, Calif.
1991	Oregon State / 194.65	1st	Los Angeles, Calif.
1992	Oregon State / 194.85	1st	Tempe, Ariz.
1993	UCLA / 194.55	2nd / 193.80	Stanford, Calif.
1994	Oregon State / 194.825	1st	Seattle, Wash.
1995	UCLA / 195.40	4th / 193.40	Tempe, Ariz.
1996	Oregon State / 195.40	1st	Corvallis, Ore.
1997	UCLA / 196.550	4th / 195.00	Tucson, Ariz.
1998	Stanford / 195.275	2nd / 194.950	Los Angeles, Calif.
1999	UCLA / 197.775	2nd / 197.400	Corvallis, Ore.
2000	UCLA / 197.700	2nd / 196.575	Tempe, Ariz.
2001	Stanford / 197.850	4th / 196.550	Seattle, Wash.
2002	UCLA / 197.625	4th / 196.125	Stanford, Calif.
2003	UCLA / 198.175	5th / 196.650	Los Angeles, Calif.
2004	Stanford / 197.900	3rd / 197.075	Tucson, Ariz.
2005	UCLA / 197.100	3rd / 195.900	Berkeley, Calif.
2006	Stanford / 197.100	3rd / 196.400	Corvallis, Ore.
2007	UCLA / 197.200	3rd / 196.300	Tempe, Ariz.
2008	Stanford / 197.000	2nd / 196.550	Seattle, Wash.
2009	UCLA / 196.725	2nd / 196.550	Stanford, Calif.
2010	UCLA / 197.350	3rd / 195.950	Tucson, Ariz.
2011	Oregon State / 197.200	1st / 197.200	Los Angeles, Calif.
2012	UCLA / 197.425	3rd / 197.025	Salt Lake City, Utah

OSU'S PAC-10/12 CHAMPIONS

All-Around:	Chari Knight (1992) Leslie Mak (2011) Joy Selig (1989, 1991)
Vault:	Megan Murphy-Barcroft (1999) Mandi Rodriguez (2009) Jami Sherman (1989) Tasha Smith (2006, 2008)
Uneven Bars:	Deanne Droegemueller (1998) Elizabeth Jillson (2003) Jen Kesler (2009) Chari Knight (1991, 1992, 1994) Leslie Mak (2009, 2011) Danae Phillips (1999) Joy Selig (1989) Makayla Stambaugh (2011) Olivia Vivian (2011)
Balance Beam:	Laura-Ann Chong (2010) Chari Knight (1992, 1994) Jami Lanz (2008) Leslie Mak (2011) Megan Murphy-Barcroft (1999) Joy Selig (1989, 1990, 1991)
Floor Exercise:	Megan Bert (1996) Lara Degenhardt (1999) Chrissy Lamun (2003) Rändi Miller (1997) Mandi Rodriguez (2009) Joy Selig (1989, 1990, 1991) Tasha Smith (2006, 2008)


OSU'S ALL-TIME PAC-10 ALL-CONFERENCE SELECTIONS

2012	Melanie Jones (All-Around), 1st team Leslie Mak (All-Around), 1st team Makayla Stambaugh (All-Around), 1st team Olivia Vivian (Bars), 1st team Kelsi Blalock (Vault), 2nd team Brittany Harris (Bars), 2nd team
2011	Leslie Mak (All-Around), 1st team Kelsi Blalock (Vault), 1st team Britney Ranzy (Vault), 1st team Makayla Stambaugh (Bars & Floor), 1st team Olivia Vivian (Bars & Beam), 1st team Becky Colvin (Vault), 2nd team Jen Kesler (Bars & Beam), 2nd team
2010	Mandi Rodriguez (All-Around), 1st team Laura-Ann Chong (Bars & Beam), 1st team Leslie Mak (Beam), 1st team Makayla Stambaugh (Floor), 1st team Becky Colvin (Vault), 2nd team
2009	Jami Lanz (All-Around), 1st team Mandi Rodriguez (All-Around), 1st team Jen Kesler (Bars), 1st team Leslie Mak (Bars), 1st team Laura-Ann Chong (Beam), 2nd team
2008	Jami Lanz (All-Around), 1st team Claire Pierce (Beam), 1st team Mandi Rodriguez (Vault, Floor), 1st team Tasha Smith (Vault, Floor), 1st team Yuki Lamb (Vault), 2nd team
2007	Jami Lanz (All-Around) Tasha Smith (All-Around) Mandi Rodriguez (Vault)
2006	Jami Lanz (All-Around) Tasha Smith (Floor)
2005	None

2004	Chelsea Plourde (All-Around)
2003	Elizabeth Jillson (Bars) Chrissy Lamun (Floor)
2002	Annie Campbell (All-Around) Elizabeth Jillson (Bars)
2001	Katrina Severin (Vault, Beam, Floor)
2000	None
1999	Stephanie Bychowski (Bars) Lara Degenhardt (Vault, Floor) Megan Murphy-Barcroft (Beam, All-Around) Danae Phillips (Bars) Corrie Young (Beam)
1998	Lara Degenhardt (Vault) Deanne Droegemueller (Bars) Megan Murphy (Beam, All-Around) Amy Slack (Bars)
1997	Rändi Miller (Beam)
1996	Rändi Miller (Beam) Amy Slack (All-Around) Amanda Turko (Vault)
1995	Rändi Miller (Floor)
1994	Marilyn Anderson (All-Around) Chari Knight (Bars, Beam) Amanda Turko (All-Around)
1993	Traci Crover (Beam, Floor) Amy Durham (Floor, All-Around) Renee Runyon (Bars)
1992	Amy Durham (All-Around) Chari Knight (Bars, Beam, Floor, All-Around)
1991*	Kelly Baker Traci Crover Amy Durham

	Chari Knight Michelle Sandoz Joy Selig
1990*	Joy Selig
1989*	Linda Pierce Joy Selig Jami Sherman
1988*	Linda Pierce

*No events were specified until 1992.



In 2012, Leslie Mak became the first athlete in conference history to earn Pac-10/12 Gymnast of the Year honors in consecutive seasons.

COACH OF THE YEAR

- Tanya Chaplin (1999, 2005, 2008, 2010, 2011)
- Jim Turpin (1988, 1991, 1992, 1996)

GYMNAST OF THE YEAR

- Chari Knight (1992, 1994)
- Leslie Mak (2011, 2012)
- Mandi Rodriguez (2009)
- Joy Selig (1991)

FRESHMAN OF THE YEAR

- Jami Lanz (2006)
- Chelsea Plourde (2004)
- Makayla Stambaugh (2010)

OREGON STATE HISTORY AT PAC-12 CONFERENCE CHAMPIONSHIPS

2012 PACIFIC-10 CHAMPIONSHIPS RESULTS

AT UTAH — MARCH 24, 2012

TEAM RESULTS

1.	UCLA	197.425
2.	Utah	197.375
3.	OREGON STATE	197.025
4.	Stanford	196.825
5.	Arizona	195.900
7.	Arizona State	194.550
3.	Washington	194.125
6.	California	193.525

ALL-AROUND

1.	Corrie Lothrop, UTAH	39.625
2.	Vanessa Zamarripa, UCLA	39.575
3.	Stephanie McAllister, UTAH	39.525
4.	MAKAYLA STAMBAUGH, OSU	39.475
5.	MELANIE JONES, OSU	39.425
t10.	LESLIE MAK, OSU	38.875
13.	BRITTANY HARRIS, OSU	38.750

VAULT

t1.	Ivana Hong, STAN	9.950
t1.	Olivia Courtney, UCLA	9.950
t1.	Vanessa Zamarripa, UCLA	9.950
t4.	Kailah Delany, UTAH	9.900
t4.	Corrie Lothrop, UTAH	9.900
t4.	Alyssa Brown, STAN	9.900
t4.	Nicole Dayton, STAN	9.900
t4.	Tauny Frattone, UCLA	9.900
t4.	Elyse Hopfner-Hibbs, UCLA	9.900

t10.	MAKAYLA STAMBAUGH, OSU	9.875
t10.	KELSI BLALOCK, OSU	9.875
t12.	LESLIE MAK, OSU	9.850
t21.	MELANIE JONES, OSU	9.800
t21.	CHELSEA TANG, OSU	9.800
t21.	BRITTANY HARRIS, OSU	9.800

UNEVEN BARS

1.	Georgia Dabritz, UTAH	9.950
t2.	Corrie Lothrop, UTAH	9.925
t2.	Stephanie McAllister, UTAH	9.925
t2.	MAKAYLA STAMBAUGH, OSU	9.925
t5.	4 tied	9.900
t5.	OLIVIA VIVIAN, OSU	9.900
t9.	BRITTANY HARRIS, OSU	9.875
t21.	MELANIE JONES, OSU	9.800
t35.	HANNAH CASEY, OSU	9.700
t41.	LESLIE MAK, OSU	9.250

BALANCE BEAM

1.	Elyse Hopfner-Hibbs, UCLA	9.975
t2.	Kyndal Robarts, UTAH	9.950
t2.	Vanessa Zamarripa, UCLA	9.950
4.	LESLIE MAK, OSU	9.925
t5.	11 tied	9.900
t5.	MELANIE JONES, OSU	9.900
t5.	OLIVIA VIVIAN, OSU	9.900
t24.	MAKAYLA STAMBAUGH, OSU	9.775
t24.	KELSI BLALOCK, OSU	9.775
t42.	BRITTANY HARRIS, OSU	9.400

FLOOR EXERCISE

1.	Ashley Morgan, STAN	9.950
t2.	Nansy Damianova, UTAH	9.925
t2.	Georgia Dabritz, UTAH	9.925
t2.	Stephanie McAllister, UTAH	9.925
t2.	MELANIE JONES, OSU	9.925
t2.	Nicole Pechanec, STAN	9.925
t7.	MAKAYLA STAMBAUGH, OSU	9.900
t16.	OLIVIA VIVIAN, OSU	9.850
t16.	LESLIE MAK, OSU	9.850
t23.	KELSI BLALOCK, OSU	9.825
t27.	BRITTANY HARRIS, OSU	9.800

2012 ALL-PAC-10 HONORS

ALL-AROUND

FIRST TEAM: Corrie Lothrop (UTAH), **Makayla Stambaugh (OSU)**, Stephanie McAllister (UTAH), Aubree Cristello (ARIZ), **Melanie Jones (OSU)**, **Leslie Mak (OSU)**

SECOND TEAM: Beate Jones (ASU), Molly Quirk (ARIZ)

VAULT

FIRST TEAM: Vanessa Zamarripa (UCLA), Olivia Courtney (UCLA), Kailah Delaney (UTAH), Tauny Frattone (UCLA)

SECOND TEAM: Ivana Hong (STAN), **Kelsi Blalock (OSU)**

UNEVEN BARS

FIRST TEAM: **Olivia Vivian (OSU)**, Ashley Morgan (STAN), Aisha Gerber (UCLA)

SECOND TEAM: **Brittany Harris (OSU)**, Cortni Beers (UTAH)

BALANCE BEAM

FIRST TEAM: Elyse Hopfner-Hibbs (UCLA), Kyndal Robarts (UTAH), Katie Matusik (ARIZ)

SECOND TEAM: Shona Morgan (STAN), Samanta Peszek (UCLA)

FLOOR EXERCISE

FIRST TEAM: Ashley Morgan (STAN), Georgia Dabritz (UTAH), Olivia Courtney (UCLA)

SECOND TEAM: Ruby Engreitz (WASH), Alyssa Pritchett (UCLA)

COACH OF THE YEAR

Valorie Kondos Field — UCLA

GYMNAST OF THE YEAR

Leslie Mak — Oregon State

FRESHMAN OF THE YEAR

Georgia Dabritz — Utah



2012 ALL-ACADEMIC

FIRST TEAM: Alicia Asturias (CAL), Cortni Beers (UTAH), Ruby Engreitz (WASH), Aisha Gerber (UCLA), Hailee Hansen (UTAH), Stephanie McAllister (UTAH), Shona Morgan (STAN), Kahoku Palafox (ASU), Jenny Peter (STAN), Callie Price (ASU), Shana Sangston (ARIZ), Megan Whitney (WASH).

SECOND TEAM: Aubree Cristello (ARIZ), Amanda Davies (ASU), Britnie Jones (ARIZ), Alex Leggitt (CAL), Mary Beth Lofgren (UTAH), **Leslie Mak (OSU)**, Lina Nilsson (CAL), Nicole Pechanec (STAN), Samantha Peszek (UCLA), Amelia Rew (ASU), Aria Rosenweig (CAL), Aliza Vaccher (WASH).

HONORABLE MENTION: Hatsune Akaogi (WASH), Kaelie Baer (UCLA), Alyssa Brown (STAN), Rebecca Cardenas (ARIZ), Carol Chang (CAL), Amanda Cline (WASH), Dallas Crawford (CAL), Elyse Hopfner-Hibbs (UCLA), Beate Jones (ASU), Corrie Lothrop (UTAH), Lucy Meyer (STAN), Ashley Morgan (STAN), Stina Olivere (CAL), Molly Quirk (ARIZ), Lauren Rogers (WASH), Chelsea Spomer (CAL), Phoebe Tham (WASH), **Olivia Vivian (OSU)**, Jordan Williams (ARIZ), Lichelle Wong (UCLA).

Tanya Chaplin was awarded her fifth career Pac-10 Conference Coach of the Year in 2011. The award is voted on by the head coaches of the conference.

ALL-TIME HIGH SCORES

ALL-AROUND

1.	39.750	Chari Knight	*(1/29/93)
2.	39.675	Leslie Mak	(2/10/12)
3.	39.650	Chelsea Plourde	(3/5/04)
	39.650	Chari Knight	(3/13/92)
	39.650	Chari Knight	*(2/29/92)
6.	39.625	Jami Lanz	(3/23/07)
	39.625	Annie Campbell	(3/17/01)
	39.625	Megan Murphy-Barcroft	..	(3/20/99)
9.	39.600	Mandi Rodriguez	(3/6/09)
	39.600	Jami Lanz	(2/22/08)
	39.600	Chari Knight	(2/5/93)
	39.600	Chari Knight	(4/11/92)
13.	39.575	Jami Lanz	*(4/12/08)
	39.575	Jami Lanz	(3/2/07)
	39.575	Tanya Ricioli	(3/7/03)
	39.575	Lindsay Nelson	(2/21/03)
	39.575	Annie Campbell	(3/16/02)
18.	39.550	Mandi Rodriguez	(2/12/10)
	39.550	Jami Lanz	(3/6/09)
	39.550	Tasha Smith	(2/23/07)
	39.550	Jami Lanz	(2/16/07)
	39.550	Chari Knight	(3/28/92)
	39.550	Chari Knight	(3/6/92)
24.	39.525	Leslie Mak	(3/19/11)
	39.525	Makayla Stambaugh	..	(3/6/11)
	39.525	Makayla Stambaugh	..	(2/12/10)
	39.525	Jami Lanz	(3/17/06)
	39.525	Tanya Ricioli-Hebron	(3/12/04)
	39.525	Tanya Ricioli-Hebron	(3/5/04)
	39.525	Chelsea Plourde	(2/27/04)
	39.525	Tanya Ricioli-Hebron	(2/22/04)
	39.525	Chelsea Plourde	(2/13/04)
	39.525	Tanya Ricioli	(1/2/03)
32.	39.500	Leslie Mak	(3/21/12)
	39.500	Makayla Stambaugh	..	(1/22/10)
	39.500	Mandi Rodriguez	(2/21/09)
	39.500	Mandi Rodriguez	(1/30/09)
	39.500	Jami Lanz	(3/15/08)
	39.500	Tasha Smith	(3/23/07)
	39.500	Tanya Ricioli-Hebron	(4/3/04)
	39.500	Chelsea Plourde	(3/20/04)
	39.500	Megan Murphy-Barcroft	..	(3/14/99)
	39.500	Chari Knight	*(3/22/91)

VAULT

1.	10.00	Katrina Severin	*(2/16/01)
	10.00	Kristie Snyder	*(3/16/96)
	10.00	Kristie Snyder	*(4/8/95)
4.	9.975	Chelsea Plourde	(3/5/04)
	9.975	Katrina Severin	(2/2/01)
	9.975	Lara Degenhardt	(3/14/99)
	9.975	Danae Phillips	(2/16/97)
	9.975	Amanda Turko	(4/13/96)
	9.975	Anne Marie Vassallo	(3/10/95)
10.	9.950	Kelsi Blalock	(1/27/12)

9.950	Mandi Rodriguez	(3/19/10)
9.950	Mandi Rodriguez	(2/12/10)
9.950	Mandi Rodriguez	(1/22/10)
9.950	Mandi Rodriguez	(4/6/09)
9.950	Mandi Rodriguez	(3/21/09)
9.950	Mandi Rodriguez	(3/23/07)
9.950	Mandi Rodriguez	(2/23/07)
9.950	Katrina Severin	(4/19/01)
9.950	Katrina Severin	(3/24/01)
9.950	Lara Degenhardt	(3/17/01)
9.950	Katrina Severin	(3/3/00)
9.950	Lara Degenhardt	(2/11/00)
9.950	Danae Phillips	(3/14/99)
9.950	Amanda Turko	(4/26/96)
9.950	Anne Marie Vassallo	(4/26/96)
9.950	Anne Marie Vassallo	(4/25/96)
9.950	Amanda Turko	(3/1/94)
9.950	Kristie Snyder	(2/2/96)
9.950	Amanda Turko	(4/21/94)

UNEVEN BARS

1.	10.00	Elizabeth Jillson	*(3/29/03)
	10.00	Danae Phillips	*(3/20/99)
	10.00	Heather Bennett	*(3/16/96)
	10.00	Chari Knight	*(2/4/94)
	10.00	Chari Knight	*(1/28/94)
	10.00	Chari Knight	*(1/29/93)
	10.00	Chari Knight	*(3/13/92)
	10.00	Chari Knight	*(2/29/92)
9.	9.975	Olivia Vivian	(1/14/11)
	9.975	Leslie Mak	(3/6/09)
	9.975	Deanne Droege Mueller	(4/4/98)
	9.975	Deanne Droege Mueller	(3/21/98)
	9.975	Heather Bennett	(3/8/96)
	9.975	Heather Bennett	(1/19/96)
	9.975	Heather Bennett	(4/8/95)
	9.975	Renee Runyon	(3/10/95)
	9.975	Heather Bennett	(2/17/95)
17.	9.950	Olivia Vivian	(3/10/12)
	9.950	Leslie Mak	(2/10/12)
	9.950	Olivia Vivian	(3/6/11)
	9.950	Leslie Mak	(3/27/10)
	9.950	Leslie Mak	(1/30/09)
	9.950	Jen Kesler	*(4/12/08)
	9.950	Heidi Goehring	(3/5/04)
	9.950	Heidi Goehring	(2/27/04)
	9.950	Elizabeth Jillson	(2/21/03)
	9.950	Elizabeth Jillson	(2/14/03)
	9.950	Stephanie Bychowski	(3/24/01)
	9.950	Stephanie Bychowski	(3/10/01)
	9.950	Stephanie Bychowski	(2/2/01)
	9.950	Elizabeth Jillson	(2/2/01)
	9.950	Danae Phillips	(3/14/99)
	9.950	Danae Phillips	(3/5/99)
	9.950	Danae Phillips	(2/26/99)
	9.950	Danae Phillips	(2/12/99)
	9.950	Amy Slack	(4/4/98)

9.950	Deanne Droege Mueller	...	(2/27/98)
9.950	Amy Slack	(1/17/97)
9.950	Heather Bennett	(4/27/96)
9.950	Heather Bennett	(4/25/96)
9.950	Heather Bennett	(4/13/96)
9.950	Chari Knight	(3/26/94)
9.950	Chari Knight	(4/6/91)
9.950	Chari Knight	(3/22/91)
9.950	Chari Knight	(3/16/91)

BALANCE BEAM

1.	10.00	Michelle Sandoz	#(2/18/04)
	10.00	Chari Knight	#(2/5/93)
	10.00	Chari Knight	#(1/29/93)
	10.00	Chari Knight	#(2/29/92)
5.	9.975	Chelsea Plourde	(3/12/04)
	9.975	Megan Murphy-Barcroft	..	(2/26/99)
	9.975	Randi Miller	(2/28/97)
	9.975	Chari Knight	(4/10/94)
9.	9.950	Leslie Mak	(2/17/12)
	9.950	Leslie Mak	(2/10/12)
	9.950	Leslie Mak	(1/20/12)
	9.950	Leslie Mak	(3/19/11)
	9.950	Laura-Ann Chong	(3/27/10)
	9.950	Jami Lanz	*(4/12/08)
	9.950	Jami Lanz	*(3/29/08)
	9.950	Jami Lanz	(3/15/08)
	9.950	Jami Lanz	(2/29/08)
	9.950	Jami Lanz	(1/25/08)
	9.950	Tanya Ricioli-Hebron	(4/3/04)
	9.950	Tanya Ricioli-Hebron	(3/12/04)
	9.950	Chrissy Lamun	(3/5/04)
	9.950	Chelsea Plourde	(2/27/04)
	9.950	Chelsea Plourde	(2/13/04)
	9.950	Tanya Ricioli	(3/7/03)
	9.950	Katrina Severin	(3/24/01)
	9.950	Marissa Bruch	(3/17/01)
	9.950	Stephanie Bychowski	...	(3/10/01)
	9.950	Megan Murphy-Barcroft	..	(3/20/99)
	9.950	Amy Slack	(3/1/96)
	9.950	Chari Knight	(2/25/94)
	9.950	Chari Knight	(3/13/92)
	9.950	Chari Knight	(3/6/92)
	9.950	Chari Knight	(2/1/92)
	9.950	Chari Knight	(1/24/92)
	9.950	Joy Selig	(3/16/91)

FLOOR EXERCISE

1.	10.00	Tasha Smith	(2/22/08)
	10.00	Chrissy Lamun	*(3/29/03)
	10.00	Lara Degenhardt	*(3/20/99)
	10.00	Amy Durham	*(4/17/03)
	10.00	Amy Durham	*(2/5/93)
6.	9.975	Mandi Rodriguez	(1/16/09)
	9.975	Tasha Smith	(2/15/08)
	9.975	Annie Campbell	(4/6/02)
	9.975	Annie Campbell	(3/16/02)

	9.975	Annie Campbell	(3/1/02)
	9.975	Jerra Lopez	(2/1/02)
	9.975	Lara Degenhardt	(3/17/01)
	9.975	Lara Degenhardt	(2/16/01)
	9.975	Katrina Severin	(2/16/01)
15.	9.950	Makayla Stambaugh	...	(2/10/12)
	9.950	Melanie Jones	(2/10/12)
	9.950	Mandi Rodriguez	(2/12/10)
	9.950	Makayla Stambaugh	...	(2/12/10)
	9.950	Mandi Rodriguez	(2/7/10)
	9.950	Makayla Stambaugh	...	(2/7/10)
	9.950	Mandi Rodriguez	(1/16/10)
	9.950	Makayla Stambaugh	...	(1/16/10)
	9.950	Mandi Rodriguez	(3/6/09)
	9.950	Mandi Rodriguez	(2/27/09)
	9.950	Mandi Rodriguez	(2/6/09)
	9.950	Tasha Smith	*(3/29/08)
	9.950	Mandi Rodriguez	(3/15/08)
	9.950	Tasha Smith	(2/23/07)
	9.950	Tasha Smith	(3/25/06)
	9.950	Tasha Smith	(3/17/06)
	9.950	Angela Morales	(1/7/05)
	9.950	Heather Justus	(1/7/05)
	9.950	Chrissy Lamun	(2/27/04)
	9.950	Tanya Ricioli-Hebron	(2/27/04)
	9.950	Tanya Ricioli	(3/29/03)
	9.950	Jerra Lopez	(3/16/02)
	9.950	Annie Campbell	(2/8/02)
	9.950	Jerra Lopez	(2/8/02)
	9.950	Katrina Severin	(3/17/01)
	9.950	Lara Degenhardt	(2/9/01)
	9.950	Annie Campbell	(3/3/00)
	9.950	Jerra Lopez	(3/3/00)
	9.950	Megan Murphy-Barcroft	...	(3/20/99)
	9.950	Megan Murphy-Barcroft	...	(3/14/99)
	9.950	Lara Degenhardt	(2/5/99)
	9.950	Rändi Miller	(3/3/95)
	9.950	Amy Durham	(2/19/93)
	9.950	Chari Knight	(1/29/93)
	9.950	Chari Knight	(3/28/92)

OREGON STATE'S ALL-TIME BEST TEAM SCORES

1.	197.675	Salbasgeon Suites Invitational	3/5/04
2.	197.625	Shanico Inn-vitational	3/17/01
3.	197.500	Salbasgeon Suites Invitational	3/6/09
4.	197.450	at Utah	3/12/04
5.	197.400	at UC Davis w/ Sacramento State	2/10/12
	197.400	Pacific-10 Championships (at OSU)	3/20/99
7.	197.325	vs. Utah	3/14/99
8.	197.200	Pacific-10 Championships (at UCLA)	3/19/11
	197.200	Salbasgeon Suites Invitational	3/15/08
10.	197.175	vs. Stanford	2/27/04
	197.175	at UCLA	2/22/04
12.	197.150	vs. BYU	2/22/08
13.	197.100	NCAA West Region Championships (at OSU)	4/12/08
	197.100	Cal State Fullerton	3/23/07
	197.075	Pacific-10 Championships (at Arizona)	3/20/04
16.	197.050	Shanico Inn-vitational	3/7/03
17.	197.025	at Pac-12 Championships (at Utah)	3/24/12
	197.025	vs. California	2/14/03
19.	197.000	at California	3/6/11
20.	196.975	at Washington	2/23/07
	196.975	Shanico Inn-vitational	3/3/00
22.	196.950	at Arizona State	2/6/11
	196.950	vs. Arizona	2/13/04
24.	196.900	vs. Utah	2/28/03
25.	196.875	vs. Boise State	2/24/12

ALL-TIME TEAM EVENT RECORDS

VAULT: 49.475
(vs. Utah, 3/14/99; NCAA Super Six at Alabama, 4/26/96)

UNEVEN BARS: 49.575
(vs. Washington, 3/6/09)

BALANCE BEAM: 49.600
(at Utah, 3/12/04)

FLOOR EXERCISE: 49.700
(vs. Stanford, 2/27/04)

OSU'S 10.0 CLUB

HEATHER BENNETT

Uneven Bars — March 16, 1996

LARA DEGENHARDT

Floor Exercise — March 20, 1999*

AMY DURHAM

Floor Exercise — February 5, 1993

Floor Exercise — April 17, 1993**

ELIZABETH JILLSON

Uneven Bars — March 29, 2003*

CHARI KNIGHT

Uneven Bars — February 29, 1992

Balance Beam — February 29, 1992

Uneven Bars — March 13, 1992

Uneven Bars — January 29, 1993

Balance Beam — January 29, 1993

Balance Beam — February 5, 1993

Uneven Bars — January 29, 1994

Uneven Bars — February 4, 1994

CHRISSY LAMUN

Floor Exercise — March 29, 2003*

DANAE PHILLIPS

Uneven Bars — March 20, 1999*

MICHELLE SANDOZ

Balance Beam — February 19, 1994

KATRINA SEVERIN

Vault — February 16, 2001


TASHA SMITH

Floor Exercise — February 22, 2008

KRISTIE SNYDER


Vault — April 8, 1995*

Vault — March 16, 1996



CHARI KNIGHT

← Uneven Bars, February 29, 1992
Balance Beam, February 29, 1992
Uneven Bars, March 13, 1992
Uneven Bars, January 29, 1993
Balance Beam, January 29, 1993
Balance Beam, February 5, 1993
Uneven Bars — January 29, 1994
Uneven Bars — February 4, 1994



LARA DEGENHARDT

→ Floor Exercise, March 20, 1999




HEATHER BENNETT

← Uneven Bars, March 16, 1996



AMY DURHAM

→ Floor Exercise, February 5, 1993
Floor Exercise, April 17, 1993



MICHELLE SANDOZ

← Balance Beam, February 19, 1994

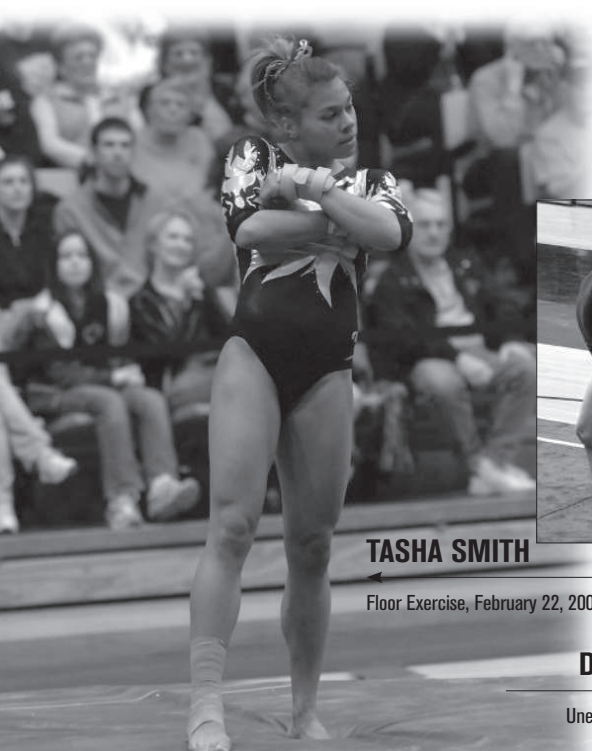



KRISTIE SNYDER

← Vault, April 8, 1995
Vault, March 16, 1996

ELIZABETH JILLSON

→ Uneven Bars, March 29, 2003



TASHA SMITH

← Floor Exercise, February 22, 2008




DANAE PHILLIPS

→ Uneven Bars, March 20, 1999

CHRISSY LAMUN

← Floor Exercise, March 29, 2003



KATRINA SEVERIN

→ Vault, February 16, 2001



OREGON STATE GREATS

OREGON STATE UNIVERSITY SPORTS HALL OF FAME

Seven Oregon State gymnasts are among the honorees who have been inducted into the Oregon State University Sports Hall of Fame. Following are brief bios on the gymnastics inductees, with the year inducted in parentheses.

MARY AYOTTE-LAW (1993)

Mary lettered at OSU from 1979-82. She earned All-American status in 1981 on the balance beam and in 1982 on floor exercise and all-around. She won the national championship in 1982 on floor and finished third in the all-around, the highest ever by a Beaver. She also finished seventh in the all-around in 1981. She won the regional all-around title all four years. Ayotte-Law concluded her OSU career with seven top-10 finishes at Nationals and held three school records. She was honored with the American Award for Athletic and Academic Performance. She represented the United States in 1981 at the World University Games in Romania, where she was the highest all-around competitor. She was named the team's most outstanding gymnast three times and the Corvallis Gazette-Times' Outstanding Gymnast three times.

LAURIE CARTER (1994)

Laurie was a four-year letterwinner from 1981-1984. She distinguished herself as OSU's first-ever national champion by winning the balance beam competition in 1981. Carter went on to earn All-American status on the beam in 1983 and 1984 by placing in the top eight each year. She earned three Regional titles on the beam and set a then-NCAA record of 9.90 on the beam in 1983. She helped OSU to a record of 79-24-1 in her time as a Beaver. During her tenure OSU finished in the Top-10 nationally three times.

TRACI CROVER (2005)

Traci Crover was one of only six gymnasts in Oregon State history to earn All-American status on three-plus events at the time of her induction. In all, she earned All-American status five times. Crover lettered from 1991-94 and helped the program to a combined record of 57-12. She helped the Beavers win three Pac-10 Conference titles, the 1991 and '92 Regional Championships, and finish in the top seven of the NCAA Championships all four of her years. She earned All-Pac-10 Conference honors twice. Crover was the co-Regional champion on the beam as a junior and earned All-America honors on the beam, bars and floor. Crover was also a standout in the classroom where she was named a CoSIDA Academic All-American as a senior and was a four-time National Association of Collegiate Gymnastics Coaches Scholastic All-American.

AMY DURHAM (2004)

Amy Durham lettered in gymnastics from 1990-93 and at the time of her enshrinement in 2004 was one of only two Beavers to earn All-America honors in four events. As a senior, Durham won the NCAA national title in the floor exercise by scoring a perfect 10.0. She also earned first-team All-America honors as a senior in the all-around and second team All-America acclaim on vault twice and on bars as a junior. Durham helped OSU win a pair of Pacific-10 and NCAA West Regional titles, and she propelled the Beavers to finish in the top seven at the NCAA Championships each of her four years. She also competed in the 1991 World University Games. In addition to her athletic accomplishments, Durham earned Academic All-America honors as a senior.

CHARI KNIGHT (2003)

Chari Knight is one of the most decorated gymnasts in OSU history. The seven-time All-American is one of only two individuals in school history to earn All-American honors in four events. Knight earned regional titles three times in all-around, twice on floor and beam, and once on bars and vault. She also was a two-time Pacific-10 Conference Gymnast of the Year. As a freshman, she matched the school record by finishing second on bars at the NCAA Championships. Knight scored a perfect 10 eight times during her collegiate career, including five times on bars. At the time of her induction, Knight was still actively competing and had participated in the last two U.S. Championships. She was a member of the 2000 U.S. Olympic Team selection committee.

LINDA PARKER (1992)

The second Oregon State gymnast to earn All-American status, Linda claimed her honors on floor exercise (placing fourth) in 1978 and balance beam (placing sixth) in 1980. She was also a three-time member of the All-Western Region Team. While at OSU, Parker led her team to two fourth-place finishes (1980 and '82) at the National Championships and three regional titles. Parker lettered four years.

JOY SELIG (1997)

Joy Selig lettered from 1988-91 and was a seven-time All-American. She earned the NCAA title on the balance beam twice and once on floor exercise. She was named to the Pacific-10 Conference Women's All-Decade Team in 1995 (all sports). She was the 1991 American Award recipient, an honor given to the nation's top gymnast. Selig was also an Academic All-American. At the time of her graduation, she held the school record in the all-around, balance beam, and floor exercise. She was the NCAA Woman of the Year for Oregon and participated in the World University Games in 1991.

AMERICAN AWARD WINNERS

Three Oregon State gymnasts have earned the American Award, which honors the nation's top senior gymnast. The American Award is based on a gymnast's career academic and athletic achievements and is voted on by collegiate coaches across the nation. The award began in 1982, with Oregon State's Mary Ayotte becoming the first recipient of the prestigious honor. Joy Selig became OSU's second American Award winner in 1991, and Chari Knight received the award in 1994.



MARY AYOTTE
1982



CHARI KNIGHT
1994



JOY SELIG
1991

WORLD UNIVERSITY GAMES

Five former OSU athletes – Mary Ayotte, Amy Durham, Chari Knight, Megan Murphy-Barcroft and Joy Selig – and former head coach Jim Turpin have taken part in the World University games. Turpin headed the silver-medal U.S. team at the 1991 Games, with Selig, Knight and Durham on his team. Knight won a bronze medal on bars that year. Ayotte was a member of the 1981 team. Murphy-Barcroft was named to the 1999 team, but was injured in Spain prior to the meet and did not compete.



MARY AYOTTE
1982



AMY DURHAM
1991



CHARI KNIGHT
1991



**MEGAN
MURPHY-BARCROFT**
1999



JOY SELIG
1991



JIM TURPIN
1991

ALL-TIME LETTERWINNERS

— A —

Leilani Alferos	2010-11
Heidi Anderson	1984-85
Marilyn Anderson	1992-95
Mary Ayotte-Law	1979-82

— B —

Kelly Baker	1991-94
Brooke Barclay	2007-09
Tina Barnes	1985-88
Ann Barry	1975-78
Heather Bennett	1994-96
Mary Berg	1979-82
Megan Bert	1995-96
Jereme Bigelow	2008-09
Kelsi Blalock	2010-11
Kera Bolen	2006-09
Pam Bond	1981-84
Marissa Bruch	1998-2001
Kathy Brunton	1975
Kim Buckler	1984
Jill Bumford	1985-86
Stephanie Bychowski	1998-2001

— C —

Annie Campbell	2000-02, 04
Sara Carson	1999
Laurie Carter	1981-84
Hannah Casey	2011
Jacque Cheatham	1975-78
Laura-Ann Chong	2007-10
Becky Colvin	2008-11
Traci Crover	1991-94

— D —

Lara Degenhardt	1998-2001
Courtney Dennison	2005-07
Megan Devencenzi	2005-08
Michelle Dickinson	2003-04
Lyndsay Dixon	2000-01
Jacey Draper	2005
Deanne Droegemueller	1995-98
Amy Durham	1990-93

— E —

Gina Eramouspe	1984
--------------------------	------

— F —

Melinda Fehlen	1977-79
Kris Femling	1979-81
Sheri Ferguson	1975-76
Sarah Ferrari	1994-97
Keegan Fitzgerald	2005-08

— G —

Michelle Gabiola	1983-86
Shannon Gimbl	1985
Adonica Glatt	2009
Heidi Goehring	2002-05

— H —

Barb Hale	1981-84
Leslie Hammond	1990-93
Brittany Harris	2011
Tanya Henry	1975-76
Ruth Herman	1982-84
Launa Hipwell	1987-88
Shannon Hohenschuh	1988-90
Carol Holmes	1979-81
Nancy Holmes	1980-81
Dawn Howk	1988
Sally Humble	1981-83

— I —

Daylee Ingalls	2002-03, 05
--------------------------	-------------

— J —

Stacy Jennings	1978
Nicole Jensen	1992-95
Elizabeth Jillson	2000-03
Meghan Jones	2002-03
Melanie Jones	2010-11
Jill Jory	1980
Heather Justus	2002-05

— K —

Jen Kesler	2008-11
Soomi Kim	1988
Chari Knight	1991-94
Patti Jo Knorr	1982-83

— L —

Yuki Lamb	2005-08
Chrissy Lamun	2003-06
Jami Lanz	2006-09
Nathalie Lauw	1994-96
Jean Lee	1983-84
Donna Linder	1989-92
Rayna Lipshultz	1984
Jerra Lopez	1999, 2000-02
Sharon Low	1979-82

— M —

Carol Magnuson	1975-77
Leslie Mak	2009-11
Debbie Marland	1985-88
Stephanie McGregor	2009-11
Leah McKernan	1995-98
Jennifer McMullin	1989-92
Soni Meduna	1999, 2000-02
Rändi Miller	1994-97
Angela Morales	2003-06
Karissa Moreland	2000
Monique Munson	1986-89
Megan Murphy-Barcroft	1996-99

— N —

Karin Nakano	1986-89
Kristin Nakano	1986-89
Lindsay Nelson	2001-03, 05

— P —

Linda Parker	1978-82
Cynthia Peticolas	1975-77
Danae Phillips	1996-99
Christa Piazza	2003-05
Claire Pierce	2005-08
Linda Pierce	1988-91
D'Anna Piro	2006-09
Chelsea Plourde	2004-05
Cari Prout	1987

— R —

Britney Ranzy	2011
Tanya Ricioli-Hebron	2000, 2002-04
Mandi Rodriguez	2007-10
Lisa Rogers	1975-77
Cassandra Rowell	2006
Renee Runyon	1993-96
Kim Rushing	1988-89

— S —

Michelle Sandoz	1991-94
Johnnie Rae Schmelzer	2008-09
Carol Schroeder	1985-88
Amanda Schulberg	2011
Kim Sedlak	2005
Joy Selig	1988-91
Katrina Severin	1997, 1999-2001
Jami Sherman	1988-89, 1991
Connie Shuya	1979-81
Laura Shuya	1979-81
Amy Slack	1995-98
Amy Smidt	1986-87
Marlene Smith	1978-81
Tasha Smith	2006-09
Wendy Smith	1990, 1992-93
Kristie Snyder	1993-96
Donna Southwick	1977-78
Makayla Stambaugh	2010-11
Amy Starr	1989
Megan Suratt	2000-01

— T —

Julie Tanabe	1990
Annette Taylor	1998-2000
Bea Tistu-Whisenhunt	1996-98, 2000
Lisa Treciak	1986
Amanda Turko	1994-96, 1998

— U —

Nadine Ueoka	1984-85
------------------------	---------

— V —

Anne Marie Vassallo	1994-97
Thérèse Videan	2002-05
Olivia Vivian	2009-11

— W —

Whitney Watson	2007-10
Bunny Way	1975, 1977-78
Jayne Weinstein	1982-85
Julie White	1983
Tiffani White	1999

— Y —

Kathy Yock	1979
Elaine Yoder	2001-04
Corrie Young	1997-2000

Current gymnasts in **boldface**

ACADEMIC EXCELLENCE

The Oregon State gymnastics program has long prided itself on top performances both on the competition floor as well as in the classroom.

Since 1984, OSU gymnasts have earned 99 Scholastic All-America honors from the National Association of Collegiate Gymnastics Coaches. In 2011, three OSU gymnasts earned the honors; Leilani Alferos, Leslie Mak and Stephanie McGregor.

Additionally, the same threesome was selected to the Pacific-10 Conference's All-Academic team in 2011. McGregor earned a spot on the first team while Alferos and Mak received second team status.

Seven Beaver gymnasts have also earned CoSIDA/ESPN the Magazine Academic All-America mention throughout the course of the program. Most recently, Yuki Lamb was awarded the academic honor in 2008.

In 1991, the gymnastics team boasted the top grade point average of any team or by any particular sport in the nation (3.61 GPA). That year, nine OSU gymnasts earned NACGC Scholastic All-America accolades, and Joy Selig was a CoSIDA/GTE Academic All-American.

In 1992, OSU again had the top grade point average among all collegiate women's gymnastics teams (3.385 GPA), giving them the distinction at the time as the only team to earn the national academic title twice. From those teams, Kelly Baker, Traci Crover, Chari Knight, Donna Linder and Anne Marie Vassallo were all NACGC Academic All-Americans each of their four seasons.

Knight was also a CoSIDA Academic All-American in 1992 and 1994, and Crover earned CoSIDA recognition in 1994.

Heidi Anderson (1984), Amy Durham (1993) and Rändi Miller (1997) have also earned CoSIDA Academic All-America honors.

In 2008, Yuki Lamb became the seventh OSU gymnast to earn CoSIDA/ESPN the Magazine Academic All-America honors.

CoSIDA ACADEMIC ALL-AMERICANS



HEIDI ANDERSON
1984



TRACI CROVER
1994



AMY DURHAM
1993



CHARI KNIGHT
1992 • 1994



YUKI LAMB
2008



RÄNDI MILLER
1997



JOY SELIG
1991

OSU'S PAC-10/12 ALL-ACADEMIC SELECTIONS

In 2012, two OSU gymnasts earned Pac-10 All-Academic recognition including, Leslie Mak earning second team honors. In all, OSU gymnasts have received 65 conference first or second team all-academic awards since the honor was established in 1992.

1992:	Traci Crover	First Team
	Amy Durham	First Team
	Chari Knight	First Team
	Kelly Baker	Second Team
	Leslie Hammond	Second Team
	Donna Linder	Second Team
	Wendy Smith	Second Team
1993:	Traci Crover	First Team
	Amy Durham	First Team
	Chari Knight	First Team
	Michelle Sandoz	First Team
	Kelly Baker	Second Team
	Wendy Smith	Second Team
1994:	Traci Crover	First Team
	Chari Knight	First Team
	Michelle Sandoz	First Team
	Kelly Baker	Second Team
	Kristie Snyder	Second Team
1995:	Rändi Miller	First Team
	Anne Marie Vassallo	First Team
1996:	Rändi Miller	First Team
	Kristie Snyder	First Team
	Anne Marie Vassallo	First Team
	Amanda Turko	Second Team
1997:	Rändi Miller	First Team
	Anne Marie Vassallo	First Team
1998:	Deanne Droege Mueller	Second Team
	Megan Murphy	Second Team
1999:	Megan Murphy-Barcroft	First Team
	Danae Phillips	First Team
	Lara Degenhardt	Second Team
2000:	Lara Degenhardt	First Team
	Stephanie Bychowski	Second Team
	Corrie Young	Second Team
2001:	Lara Degenhardt	First Team
	Megan Suratt	Second Team
2002:	Jerra Lopez	Second Team
2004:	Chrissy Lamun	Second Team
2005:	Lindsay Nelson	First Team
	Keegan Fitzgerald	Second Team
	Chrissy Lamun	Second Team
2006:	Keegan Fitzgerald	First Team
	Chrissy Lamun	First Team
	Claire Pierce	First Team
	D'Anna Piro	First Team
	Yuki Lamb	Second Team
2007:	Keegan Fitzgerald	First Team
	Claire Pierce	First Team
	D'Anna Piro	First Team
	Yuki Lamb	Second Team
2008:	Yuki Lamb	First Team
	Claire Pierce	First Team
	Laura-Ann Chong	Second Team
	Megan Devencenzi	Second Team
2009:	Kera Bolen	Second Team
	Laura-Ann Chong	Second Team
2010:	Stephanie McGregor	First Team
	Olivia Vivian	First Team
	Laura-Ann Chong	Second Team
	Leslie Mak	Second Team
	Whitney Watson	Second Team
2011:	Stephanie McGregor	First Team
	Leslie Mak	Second Team
	Olivia Vivian	Second Team
2012:	Leslie Mak	Second Team

ACADEMIC EXCELLENCE

NATIONAL ASSOCIATION OF COLLEGIATE GYMNASTICS COACHES (NACGC) SCHOLASTIC ALL-AMERICANS

In 2008, Yuki Lamb, Claire Pierce and D'Anna Piro became the ninth, 10th and 11th Oregon State gymnasts to have earned NACGC Scholastic All-America all four years they competed for at Oregon State. In addition, because she used her redshirt year as a true freshman, Piro joined Keegan Fitzgerald as the second OSU gymnast to earn the Scholastic All-American honors five times in her career. The four-time list includes:

Donna Linder	(1989, '90, '91, '92)	Anne Marie Vassallo	(1994, '95, '96, '97)	Yuki Lamb	(2005, '06, '07, '08)
Kelly Baker	(1991, '92, '93, '94)	Christa Piazza	(2002, '03, '04, '05)	Claire Pierce	(2005, '06, '07, '08)
Traci Crover	(1991, '92, '93, '94)	Chrissy Lamun	(2003, '04, '05, '06)	D'Anna Piro	(2005, '06, '07, '08, '09)
Chari Knight	(1991, '92, '93, '94)	Keegan Fitzgerald	(2004, '05, '06, '07, '08)		

SCHOLASTIC ALL-AMERICAN HONOREES

The following Oregon State gymnasts have been named as Scholastic All-America by the National Association of Collegiate Gymnastics Coaches:

1984: Heidi Anderson	Junior	1999: Sara Carson	Freshman	2005: Keegan Fitzgerald	Redshirt Freshman	2010: Leilani Alferos	Freshman
1989: Donna Linder	Freshman	Lara Degenhardt	Sophomore	Heather Justus	Senior	Stephanie McGregor	Sophomore
Kristin Nakano	Senior	Megan Murphy-Barcroft	Senior	Yuki Lamb	Freshman	Mandi Rodriguez	Senior
1990: Donna Linder	Sophomore	Danae Phillips	Senior	Chrissy Lamun	Junior	Whitney Watson	Senior
Linda Pierce	Junior	2000: Lara Degenhardt	Junior	Lindsay Nelson	Redshirt Senior	2011: Leilani Alferos	Sophomore
Joy Selig	Junior	Megan Suratt	Freshman	Christa Piazza	Senior	Leslie Mak	Junior
1991: Kelly Baker	Freshman	Annette Taylor	Junior	Claire Pierce	Freshman	Stephanie McGregor	Junior
Traci Crover	Freshman	Bea Tistu-Whisenhunt	Senior	D'Anna Piro	Freshman		
Amy Durham	Sophomore	2001: Lara Degenhardt	Senior	Thérèse Videan	Senior		
Leslie Hammond	Sophomore	Jerra Lopez	Junior	2006: Kera Bolen	Freshman		
Chari Knight	Freshman	Tanya Riccioli	Sophomore	Keegan Fitzgerald	Sophomore		
Donna Linder	Junior	Megan Suratt	Sophomore	Yuki Lamb	Sophomore		
Linda Pierce	Senior	2002: Heather Justus	Freshman	Chrissy Lamun	Senior		
Joy Selig	Senior	Jerra Lopez	Senior	Claire Pierce	Sophomore		
Wendy Smith	Sophomore	Lindsay Nelson	Sophomore	D'Anna Piro	Redshirt Freshman		
1992: Kelly Baker	Sophomore	Christa Piazza	Freshman	2007: Keegan Fitzgerald	Junior		
Traci Crover	Sophomore	Alisha Stephenson	Freshman	Yuki Lamb	Junior		
Amy Durham	Junior	2003: Elizabeth Jillson	Senior	Claire Pierce	Junior		
Chari Knight	Sophomore	Chrissy Lamun	Freshman	D'Anna Piro	Sophomore		
Donna Linder	Senior	Lindsay Nelson	Junior	2008: Courtney Dennison	Senior		
Michelle Sandoz	Sophomore	Christa Piazza	Sophomore	Megan Devencenzi	Senior		
1993: Kelly Baker	Junior	Thérèse Videan	Sophomore	Keegan Fitzgerald	Senior		
Traci Crover	Junior	2004: Keegan Fitzgerald	Freshman	Yuki Lamb	Senior		
Amy Durham	Senior	Chrissy Lamun	Sophomore	Claire Pierce	Senior		
Chari Knight	Junior	Lindsay Nelson	Senior	D'Anna Piro	Junior		
Wendy Smith	Senior	Christa Piazza	Junior	2009: Adonica Glatt	Freshman		
1994: Kelly Baker	Senior	Thérèse Videan	Junior	Stephanie McGregor	Freshman		
Traci Crover	Senior			D'Anna Piro	Senior		
Chari Knight	Senior			Johnnie Rae Schmelzer	Senior		
Michelle Sandoz	Senior			Olivia Vivian	Freshman		
Anne Marie Vassallo	Freshman						
1995: Megan Bert	Freshman						
Nicole Jensen	Senior						
Rändi Miller	Sophomore						
Kristie Snyder	Junior						
Amanda Turko	Sophomore						
Anne Marie Vassallo	Sophomore						
1996: Sarah Ferrari	Junior						
Rändi Miller	Junior						
Anne Marie Vassallo	Junior						
1997: Sarah Ferrari	Senior						
Rändi Miller	Senior						
Anne Marie Vassallo	Senior						
1998: Leah McKernan	Senior						
Megan Murphy	Junior						
Danae Phillips	Junior						
Bea Tistu	Junior						

The 1991 Oregon State gymnastics team was the national academic champion, finishing the school year with a nation-best 3.61 grade point average as a team. OSU repeated as national academic champions in 1992.



YEAR-BY-YEAR RESULTS

THE SYLVIA MOORE ERA

(1975)

1975 (10-6)

Calgary	W	81.10-69.95
Eastern Montana College	W	81.10-72.35
British Columbia	W	81.10-53.15
Alberta	L	81.10-81.65
Portland State	W	75.35-49.50
Oregon College	L	75.35-81.80
Portland State	W	86.00-49.50
Oregon College	L	86.00-89.05
Linn-Benton C.C.	W	85.10-60.75
Boise State	W	85.10-70.65
Oregon	L	85.10-96.95
Washington State	L	81.00-82.80
Idaho	W	81.00-30.85
Seattle University	W	81.00-73.35
Eastern Washington	L	81.00-93.475
Central Washington	W	81.00-66.15
NCWSA Regionals	6th	88.00

THE RON LUDWIG ERA

(1976-1985)

1976 (11-10)

Linn-Benton C.C.	L	84.15-85.15
Linn-Benton C.C.	W	80.75-79.50
Oregon College	W	80.75-73.00
Eastern Washington	L	75.50-79.30
Seattle Pacific	L	75.50-83.60
Seattle Pacific	L	80.65-82.85
Oregon	L	86.35-97.95
Portland State	W	86.35-72.25
Linn-Benton C.C.	W	86.35-83.90
Portland State	W	84.75-68.70
Pacific University	L	84.65-94.25
Linn-Benton C.C.	L	84.65-88.75
Portland State	W	79.90-69.50
Boise State	W	78.80-75.50
Washington State	L	78.80-79.95
Idaho	W	78.80-50.90
Seattle Pacific	L	85.55-95.00
Seattle University	W	85.55-63.00
Oregon	L	88.35-95.85
Eastern Washington	W	88.35-86.10
Washington State	W	88.35-78.90
NCWSA Regionals	4th	90.65

1977 (10-5)

Jan. 8	Oregon	2nd of 3	Eugene, Ore.
	Oregon	L	110.65-120.80
	Portland State	W	110.65-87-85
Jan. 15	Oregon State	1st of 3	Corvallis
	Seattle Pacific	W	116.40-108.60
	Eastern Washington	W	116.40-97-20
Jan. 29	Pacific University	L	116.35-122.80 Forest Grove, Ore.
Feb. 5	Oregon State	1st of 4	Corvallis
	Oregon	W	123.80-118.90
	Boise State	W	123.80-104.70
	Idaho	W	123.80-72.85
Feb. 12	Eastern Washington	2nd of 4	Cheney, Wash.
	Eastern Washington	L	121.80-126.75
	Idaho	W	121.80-82.80
	Central Washington	W	121.80-80.40
Feb. 16	Oregon Coll. of Educ.	W	115.25-102.60 Monmouth, Ore.
Feb. 19	Nevada-Reno	L	127.90-135.05 Corvallis
Feb. 25	Washington	L	122.95-135.35 Seattle
Mar. 1	Portland State	W	126.95-110.70 Portland, Ore.
Mar. 30-31	NCWSA Regionals	3rd	130.15 University Park, Pa.

1978 (18-1)

Jan. 7	Portland State	W	111.10-69.45	Corvallis
Jan. 14	Eastern Washington	1st of 3		Cheney, Wash.
	Oregon	W	124.85-119.85	
	Eastern Washington	W	124.85-113.95	
Jan. 18	Oregon Coll. of Educ.	W	113.10-97.80	Monmouth, Ore.
Jan. 21	Cal State Fullerton	L	124.90-132.90	Corvallis
Jan. 28	Oregon	1st of 4		Eugene, Ore.
	Oregon	W	125.70-112.15	
	Montana	W	125.70-107.30	
	Portland State	W	125.70-89.15	

Feb. 4	Seattle Pacific Invitational	1st of 4		Seattle
	Washington	W	136.95-133.40	
	Eastern Washington	W	136.95-126.70	
	Seattle Pacific	W	136.95-115.00	
Feb. 8	Oregon	W	126.80-113.55	Corvallis
Feb. 10	Oregon State	1st of 3		Corvallis
	Washington	W	130.40-125.20	
	Sacramento State	W	130.40-80.25	
Feb. 17	Oregon State	1st of 3		Corvallis
	Arizona State	W	128.60-126.80	
	Washington	W	128.60-123.30	
Mar. 3	Portland State	1st of 4		Portland, Ore.
	Portland State	W	131.60-118.20	
	Washington State	W	131.60-97.50	
	Montana State	W	131.60-79.40	
Mar. 10-11	at NCWSA Regionals	2nd	132.25	Cheney, Wash.

1979 (15-2)

Dec. 9	San Jose State	L	115.80-119.85	San Jose, Calif.
Jan. 5	Montana State	W	127.20-67.60	Corvallis
Jan. 13	Regional Qualifying Meet		1st of 4	Pullman, Wash.
	Washington State	W	124.45-109.45	
	Boise State	W	124.45-102.25	
	Seattle University	W	124.45-87.90	
Jan. 21	Chico State	W	130.40-93.10	Corvallis
Jan. 27	Arizona State		1st of 4	Tempe, Ariz.
	Utah	W	134.35-132.10	
	Utah State	W	134.35-131.70	
	Arizona State	W	134.35-131.55	
Feb. 3	Regional Qualifying Meet		1st of 3	Bozeman, Mont.
	Portland State	W	128.45-119.70	
	Montana State	W	128.45-106.40	
Feb. 9	California	W	125.60-108.10	Corvallis
Feb. 10	Cal State Fullerton	L	130.35-135.85	Corvallis
Feb. 17	Brigham Young	W	134.10-128.75	Corvallis
Feb. 24	Regional Qualifying Meet		1st of 4	Corvallis
	Oregon	W	130.00-127-25	
	Washington	W	130.00-117.90	
	Eastern Washington	W	130.00-111.30	
Mar. 9-10	NCWSA Regionals	1st	135.70	Corvallis
Mar. 30-31	AIWA Nationals	7th	134.55	University Park, Pa.

1980 (19-1)

Jan. 11	Arizona State	W	138.15-136.25	Corvallis
Jan. 18	Montana State	W	139.75-122.60	Corvallis
Jan. 19	<i>Regional Qualifying Meet</i>		<i>1st of 4</i>	<i>Monmouth, Ore.</i>
	Portland State	W	130.30-124.10	
	Eastern Washington	W	130.30-112.95	
	Oregon Coll. of Educ.	W	130.30-108.40	
Jan. 26	California	W	139.30-124.75	Corvallis
Feb. 2	<i>Arizona</i>		<i>1st of 4</i>	<i>Tucson, Ariz.</i>
	Arizona	W	141.05-137.00	
	San Diego State	W	141.05-134.95	
	Colorado	W	141.05-130.35	
Feb. 9	Oregon	W	141.00-139.85	Corvallis
Feb. 15	USC	W	136.05-127.35	Los Angeles
Feb. 22	<i>Utah</i>		<i>2nd of 4</i>	<i>Salt Lake City</i>
	Utah	L	142.70-144.45	
	Oklahoma State	W	142.70-135.30	
	Iowa State	W	142.70-130.95	
Feb. 23	<i>Brigham Young</i>		<i>1st of 3</i>	<i>Provo, Utah</i>
	Brigham Young	W	143.55-138.25	
	Iowa State	W	143.55-130.10	
Mar. 1	<i>Regional Qualifying Meet</i>		<i>1st of 4</i>	<i>Eugene, Ore.</i>
	Oregon	W	141.65-136.80	
	Washington	W	141.65-133.65	
	Boise State	W	141.65-131.30	
Mar. 7	Washington State	W	141.30-131.55	Corvallis
Mar. 21-22	at NCWSA Regionals		1st	141.80
Apr. 5-6	at AIJAW Nationals		4th	140.15

1981 (19-6)

Jan. 8	Washington State	W	138.05-124.20	Corvallis
Jan. 10	Montana State	W	137.25-104.55	Bozeman, Mont.
Jan. 16	Arizona State	2nd of 4		Tempe, Ariz.
	Arizona State	L	139.05-140.95	
	Oklahoma State	W	139.05-134.00	
	Arizona	W	139.05-122.60	
Jan. 24	Minnesota	W	143.45-128.50	Corvallis
Jan. 30	Oregon	W	146.20-138.15	Eugene, Ore.
Feb. 2				

Utah		3rd of 4	Salt Lake City	
	Utah	L	144.80-147.95	
	UCLA	L	144.80-145.25	
	Brigham Young	W	144.80-137.65	
Feb. 7	Stanford	W	145.80-135.45	Corvallis
Feb. 15	UCLA Invitational	3rd of 7		Los Angeles
	Utah	L	142.10-143.10	
	UCLA	L	142.10-142.75	
	Arizona State	W	142.10-141.30	
	USC	W	142.10-140.50	
	Minnesota	W	142.10-132.35	
	California	W	142.10-119.65	
Feb. 21	Arizona	W	145.50-131.30	Corvallis
Feb. 27	OSU National Invitational	1st of 8		Corvallis
	UCLA	W	145.90-142.25	
	Louisiana State	W	145.90-141.65	
	Washington	W	145.90-137.60	
	Brigham Young	W	145.90-137.35	
	Nebraska	W	145.90-135.50	
	Portland State	W	145.90-121.20	
	Oregon		145.90-incomplete	
Mar. 13	Utah	L	147.40-147.70	Corvallis
Apr. 10-11	NCWSA Regionals	1st	147.45	Pullman, Wash.
Apr. 25	AIWA Nationals	4th	141.15	Salt Lake City

1982 (17-2)

Jan. 9	Oregon	W	142.80-126.65	Corvallis
Jan. 16	Stanford	W	144.90-142.55	Palo Alto, Calif.
Jan. 23	Washington	W	142.70-138.55	Corvallis
Jan. 29	Oregon	1st of 3		Eugene, Ore.
	Oregon	W	140.70-136.20	
	UC Davis	W	140.70-127.00	
Feb. 6	Washington	W	144.15-136.90	Corvallis
Feb. 12	Utah	L	145.05-146.20	Corvallis
Feb. 19	Shanico Inn-Vitational	1st of 8		Corvallis
	USC	W	144.50-142.30	
	Washington	W	144.50-140.25	
	Brigham Young	W	144.50-140.15	
	Ohio State	W	144.50-138.35	
	Oklahoma State	W	144.50-135.65	
	Washington State	W	144.50-135.40	
	Oregon	W	144.50-136.20	
Feb. 27	Washington	W	144.00-140.25	Seattle
Mar. 6	Brigham Young	1st of 3		Provo, Utah
	Brigham Young	W	145.20-144.60	
	Oklahoma State	W	145.20-139.95	
Mar. 8	Utah	2nd of 3		Salt Lake City
	Utah	L	147.20-149.65	
	Penn State	W	147.20-146.70	
Mar. 12-13	NCAA Regionals	1st	146.10	Corvallis
Mar. 26-27	NCAA Championships	4th	143.00	Salt Lake City

1983 (27-4-1)

Jan. 8	<i>Washington Invitational</i>	<i>1st of 9</i>	<i>Seattle</i>
	Washington	W	173.00-172.10
	Seattle Pacific	W	173.00-162.05
	Washington State	W	173.00-160.05
	British Columbia	W	173.00-159.55
	Boise State	W	173.00-155.80
	Montana	W	173.00-155.60
	Spokane CC	W	173.00-146.35
	Eastern Washington	W	173.00-143.70
Jan. 15	<i>Oregon State</i>	<i>1st of 3</i>	<i>Corvallis</i>
	Washington	W	176.95-173.25
	Oregon	W	176.95-173.00
Jan. 21	Washington State	W	176.60-167.55
Jan. 24	Utah	L	179.50-183.85
Jan. 28	<i>San Jose State</i>	<i>1st of 4</i>	<i>San Jose, Calif</i>
	San Diego State	W	177.60-171.90
	Long Beach State	W	177.60-167.25
	San Jose State	W	177.60-155.20
Feb. 4	<i>Oregon State</i>	<i>1st of 3</i>	<i>Corvallis</i>
	Brigham Young	W	180.55-172.10
	California	W	180.55-166.90
Feb. 11	Utah State	W	181.75-178.35
Feb. 12	Brigham Young	W	180.85-177.55
Feb. 19	<i>Oregon State</i>	<i>1st of 3</i>	<i>Corvallis</i>
	Arizona	W	184.35-174.00
	Stanford	W	184.35-173.15

YEAR-BY-YEAR RESULTS

Feb. 25-26	<i>Shanico Inn-Vitational</i>	3rd of 7	Corvallis
	Arizona State	L	180.55-185.05
	Utah	L	180.55-183.40
	USC	W	180.55-176.20
	Georgia	W	180.55-175.00
	Nebraska	W	180.55-169.00
	Michigan	W	180.55-167.35
Mar. 5	<i>Cal State Fullerton</i>	2nd of 3 (tie)	Fullerton, Calif.
	Cal State Fullerton	L	179.75-185.95
	USC	T	179.75-179.75
Mar. 18-19	<i>NorPac Championships</i>	1st of 4	Pullman, Wash.
	Washington	W	183.20-180.00
	California	W	183.20-177.60
	Washington State	W	183.20-173.80
Mar. 26	NCAA West Regional	3rd	Fullerton, Calif.
Apr. 8-9	NCAA Championships	9th	Salt Lake City

1984 (20-14)

Dec. 28-29	<i>Aloha Gym-Fest</i>	3rd of 6	Honolulu
	Arizona State	L	176.35-182.60
	Washington	L	176.35-178.70
	USC	W	176.35-173.95
	California	W	176.35-170.95
	Boise State	W	176.35-154.05
Jan. 14	San Jose State	W	180.35-162.35
Jan. 19	<i>Stanford</i>	2nd of 3	Palo Alto, Calif.
	Stanford	L	176.90-178.60
	New Mexico	W	176.90-170.00
Jan. 21	<i>California</i>	1st of 4	Berkeley, Calif.
	Arizona	W	178.70-178.60
	California	W	178.70-175.65
	New Mexico	W	178.70-174.90
Jan. 31	<i>Oregon State</i>	1st of 4	Corvallis
	USC	W	180.95-180.65
	Utah State	W	180.95-177.15
	Washington State	W	169.40-165.70
Feb. 3	<i>Arizona State</i>	3rd of 3	Tempe, Ariz.
	Arizona State	L	179.95-188.70
	Utah	L	179.95-187.95
Feb. 10	<i>Washington</i>	2nd of 3	Seattle
	Washington	L	180.20-182.15
	California	W	180.20-179.96
Feb. 18	Utah	L	178.90-184.95
Feb. 24-25	<i>Shanico Inn-Vitational</i>	4th of 7	Corvallis
	UCLA	L	178.00-179.70
	Arizona	L	178.00-179.40
	Ohio State	L	178.00-178.80
	Alabama	W	178.00-177.55
	Brigham Young	W	178.00-173.14
	Missouri	W	178.00-172.80
Mar. 3	<i>Oregon</i>	1st of 3	Eugene, Ore.
	Seattle Pacific	W	177.25-169.40
	Oregon	W	177.25-166.20
Mar. 11	<i>NorPac Championships</i>	3rd of 6	Berkeley, Calif.
	California	L	179.35-183.90
	Washington	L	179.35-179.40
	San Jose State	W	179.35-167.00
	Oregon	W	179.35-165.85
	Stanford	W	179.35-176.80
Mar. 12	<i>Utah</i>	3rd of 3	Salt Lake City
	Utah	L	182.65-189.30
	Florida	L	182.65-183.95
Apr. 6-7	NCAA Regionals	4th	Fullerton, Calif.
Dec. 28-29	<i>Aloha Gym-Fest</i>	2nd of 6	Honolulu
	New Mexico	L	176.70-177.10
	Louisiana State	W	176.70-176.00
	Oklahoma	W	176.70-175.50
	UCLA	W	176.70-174.10
	Maryland	W	176.70-172.05
Jan. 11	San Jose State	W	176.15-169.00
Jan. 17	Washington State	W	174.95-172.45
Jan. 18	Utah	L	184.75-188.65
Jan. 23	Oregon	W	180.45-161.80
Feb. 1	California	W	182.25-171.65
Feb. 2	Utah	L	184.00-184.15
Feb. 8	USC	T	175.85-175.85

Feb. 9	<i>UCLA Invitational</i>	2nd of 5	Los Angeles
	Cal State Fullerton	L	177.30-182.45
	UCLA	W	177.30-176.15
	USC	W	177.30-175.95
	Brigham Young	W	177.30-171.50
Feb. 16	Washington State	W	177.95-173.65
Feb. 23	<i>Shanico Inn-Vitational</i>	1st of 6	Corvallis
	Washington	W	185.85-181.40
	Stanford	W	185.85-179.00
	New Mexico	W	185.85-178.25
	Utah State	W	185.85-174.00
	San Diego State	W	185.85-174.00
Mar. 2	Brigham Young	W	183.15-181.30
Mar. 4	Utah State	W	183.30-180.45
Mar. 8	Washington	W	182.40-181.60
Mar. 16	<i>NorPac Championships</i>	1st of 6	Corvallis
	Washington	W	183.95-182.00
	Washington State	W	183.95-178.55
	California	W	183.95-173.60
	San Jose State	W	183.95-167.60
	Oregon	W	183.95-160.75
Mar. 29	NCAA Regionals	1st	Corvallis
Apr. 12-13	NCAA Championships	6th	Salt Lake City

THE JIM TURPIN ERA (1986-1997)

1986 (13-7)			
Jan. 5	Washington State	W	174.95-166.20
Jan. 11	San Jose State	W	177.70-166.15
Jan. 18	California	L	176.60-177.50
Feb. 1	Brigham Young	W	179.50-175.90
Feb. 3	Utah State	W	182.75-182.05
Feb. 7	<i>Nutmeg Hills Classic</i>	3rd of 3	Gainesville, Fla.
	Florida	L	177.35-185.50
	UCLA	L	177.35-180.10
Feb. 12	Oregon	W	177.70-171.35
Feb. 22	California	W	182.25-181.00
Feb. 28	<i>Shanico Inn-Vitational</i>	2nd of 5	Corvallis
	Washington	L	181.65-183.40
	Cal State Fullerton	W	181.65-179.55
	Brigham Young	W	181.65-176.45
	Montana	W	181.65-173.50
Mar. 8	Washington	L	183.10-185.35
Mar. 14	Cal State Fullerton	L	178.55-184.90
Mar. 21-22	<i>NorPac Championships</i>	2nd of 6	Seattle
	Washington	L	185.80-185.70
	California	W	185.70-183.15
	Oregon	W	185.70-176.40
	San Jose State	W	185.70-175.90
	Washington State	W	185.70-157.15
Apr. 5	NCAA Regionals	3rd of 6	Corvallis
1987 (18-9)			
Jan. 10	<i>Husky Classic</i>	2nd of 5	Seattle
	Arizona	L	176.55-181.20
	Washington	W	176.55-174.85
	Brigham Young	W	176.55-172.30
	Washington State	W	176.55-168.85
Jan. 17	California	W	179.20-174.75
Jan. 23	Arizona	L	180.15-185.10
Jan. 31	Arizona State	W	183.65-182.50
Feb. 7	Washington	W	183.15-181.35
Feb. 14	Boise State	W	183.15-179.20
Feb. 20	<i>Hobee Invite</i>	2nd of 3	Palo Alto, Calif.
	Stanford	L	179.90-179.95
	Cal State Northridge	W	179.90-166.10
Feb. 23	Seattle Pacific	W	181.80-176.15
Mar. 5	<i>Shanico Inn-Vitational</i>	3rd of 6	Corvallis
	Washington	L	183.20-184.50
	Arizona	L	183.20-184.45
	Boise State	W	183.20-179.15
	Washington State	W	183.20-176.65
	California	W	183.20-175.90
Mar. 13	<i>Spartan Invite</i>	1st of 4	East Lansing, Mich.
	Michigan	W	186.00-184.45
	San Jose State	W	186.00-176.30
	UC Davis	W	186.00-167.75

Mar. 28	<i>Pac-10 Championships</i>	5th of 8	Pullman, Wash.
	UCLA	L	185.25-190.75
	Arizona	L	185.25-187.65
	Washington	L	185.25-186.15
	Arizona State	L	185.25-186.10
	Stanford	W	185.25-181.75
	California	W	185.25-178.65
	Washington State	W	185.25-177.95

Apr. 11	NCAA Western Regional	3rd of 7	Seattle
Apr. 24-25	NCAA Championships	12th of 12	Salt Lake City

1988 (20-3)

Jan. 15	Stanford	W	182.10-176.00
Jan. 30	California	W	185.05-176.15
Feb. 6	<i>UCLA Invitational</i>	2nd of 5	Los Angeles
	UCLA	L	185.70-189.20
	Cal State Fullerton	W	185.70-184.35
	Arizona State	W	185.70-183.65
	New Mexico	W	185.70-171.15
Feb. 12	Washington	W	186.10-186.00
Feb. 13	Seattle Pacific	W	187.50-179.40
Feb. 19	Arizona	W	186.10-182.20
Feb. 27	Brigham Young	W	186.10-182.25
Feb. 29	<i>Utah State</i>	1st of 3	Logan, Utah
	Utah State	W	188.90-187.05
	Boise State	W	188.90-177.35
Mar. 4	San Jose State	W	187.05-174.35
Mar. 12	<i>Shanico Inn-Vitational</i>	1st of 5	Corvallis
	Houston Baptist	W	189.10-182.80
	Washington	W	189.10-180.90
	Seattle Pacific	W	189.10-180.45
	Brigham Young	W	189.10-180.35
Mar. 26	<i>Pac-10 Championships</i>	3rd of 7	Tempe, Ariz.
	UCLA	L	185.95-189.45
	Arizona State	L	185.95-187.05
	Arizona	W	185.95-185.30
	Washington	W	185.95-184.20
	Stanford	W	185.95-182.55
	California	W	185.95-179.55

Apr. 9	NCAA Western Regionals	1st of 7	Corvallis
Apr. 22-23	NCAA Championships	7th of 12	Salt Lake City

1989 (21-4)

Jan. 13	<i>Husky Classic</i>	3rd of 5	Seattle
	Nebraska	L	184.70-187.15
	Arizona	L	184.70-186.15
	Washington	W	184.70-183.20
	California	W	184.70-176.40
Jan. 15	Arizona	W	188.85-187.00
Jan. 27	California	W	185.60-183.25
Jan. 28	<i>San Jose State</i>	1st of 3	San Jose, Calif.
	San Jose State	W	188.35-178.65
	Cal Poly SLO	W	188.35-177.45
Feb. 3	<i>Washington</i>	1st of 4	Seattle
	Washington	W	187.35-186.50
	Arizona State	W	187.35-184.10
	Seattle Pacific	W	187.35-180.95
Feb. 10	<i>Shanico Inn-Vitational</i>	1st of 4	Corvallis
	Stanford	W	187.45-186.30
	Minnesota	W	187.45-185.15
	Boise State	W	187.45-183.00
Feb. 18	Utah State	W	188.70-183.50
Feb. 24	Washington	W	190.85-186.85
Mar. 4	<i>Pac-10 Championships</i>	2nd of 7	Corvallis
	UCLA	L	193.65-195.20
	Arizona State	W	193.65-191.10
	Arizona	W	193.65-190.00
	Washington	W	193.65-188.70
	Stanford	W	193.65-186.55
	California	W	193.65-185.00
Mar. 10	Arizona	L	189.45-189.80
Mar. 11	<i>Arizona State</i>	1st of 3	Tucson, Ariz.
	Florida	W	190.70-189.80
	Arizona State	W	190.70-189.55
Apr. 1	NCAA Western Regionals	3rd of 7	Fullerton, Calif.
Apr. 14-15	NCAA Championships	7th of 12	Athens, Ga.

YEAR-BY-YEAR RESULTS

1990 (14-12)

Jan. 13	Seattle Pacific	W	182.30-179.05	Seattle
Jan. 19	UCLA	W	186.55-186.50	Corvallis
Jan. 26	Arizona	L	186.30-187.40	Tucson, Ariz.
	Georgia	L	186.30-188.25	
	Arizona	L	186.30-187.40	
Jan. 27	Cal State Fullerton	L	186.30-186.75	
	Utah	L	189.60-189.05	Corvallis
Feb. 2	Arizona State	W	190.35-187.95	Corvallis
Feb. 10	Stanford	W	188.00-185.55	Palo Alto, Calif.
	Stanford	W	188.00-183.75	
	Boise State	W	188.00-183.10	
Feb. 12	Utah	L	193.40-187.15	Salt Lake City
Feb. 17	Shanico Inn-Vitational	L	189.65-190.50	Corvallis
	Nebraska	L	189.65-190.50	
	Minnesota	W	189.65-186.65	
	Washington	W	189.65-186.50	
Feb. 23	Alabama	L	185.55-191.90	Tuscaloosa, Ala.
	Alabama	L	185.55-189.80	
	Nebraska	L	185.55-186.30	
Feb. 23	Minnesota	W	188.75-185.85	Minneapolis
Mar. 2	Seattle Pacific	W	190.85-184.50	Corvallis
Mar. 17	Pac-10 Championships	L	185.45-191.50	Berkeley, Calif.
	UCLA	L	185.45-189.30	
	Arizona	L	185.45-188.90	
	California	W	185.45-185.40	
	Washington	W	185.45-185.10	
	Stanford	W	185.45-183.45	
Mar. 30	Washington	W	190.15-186.85	Seattle
Apr. 7	NCAA West Regionals	3rd of 7		Los Angeles
Apr. 20-21	NCAA Championships	7th of 12		Corvallis

1991 (22-1)

Jan. 11	Utah State	W	190.10-186.00	Logan, Utah
Jan. 14	Utah	L	193.36-189.75	Salt Lake City
Jan. 25	Cal State Fullerton	W	191.45-186.40	Corvallis
Feb. 1	Washington	W	192.45-186.45	Corvallis
Feb. 8	California Invite	L	189.75-188.40	Berkeley, Calif.
	California	W	189.75-188.40	
	Seattle Pacific	W	189.75-180.25	
	UC Santa Barbara	W	189.75-175.75	
Feb. 9	San Jose State	W	191.80-181.70	San Jose, Calif.
Feb. 15	Utah	W	193.95-193.70	Corvallis
Feb. 23	Shanico Inn-Vitational	L	193.85-189.70	Corvallis
	Stanford	W	193.85-188.35	
	Boise State	W	193.85-187.20	
Mar. 2-3	UCLA Invitational	L	193.25-191.00	Los Angeles
	UCLA	W	193.25-189.25	
	California	W	193.25-188.05	
Mar. 8	Oregon State	L	192.95-188.05	Corvallis
	California	W	192.95-188.05	
	Seattle Pacific	W	192.95-183.50	
Mar. 16	Pac-10 Championships	L	194.65-191.15	Los Angeles
	UCLA	W	194.65-189.95	
	Arizona	W	194.65-189.50	
	Stanford	W	194.65-187.75	
	Washington	W	194.65-187.55	
Mar. 22	Washington	W	194.05-189.70	Seattle
Apr. 6	NCAA West Regionals	1st of 7		Corvallis
Apr. 19	NCAA Championships	4th of 12		Tuscaloosa, Ala.

1992 (22-2)

Jan. 17	UCLA	W	191.75-189.10	Corvallis
Jan. 24	Husky Classic	L	192.55-192.10	Seattle
	Arizona State	W	192.55-183.70	
	Boise State	W	192.55-183.70	
	Washington	W	192.55-167.15	
Feb. 1	Utah	W	184.80-194.05	Corvallis
Feb. 7	Arizona State	W	192.70-192.55	Tempe, Ariz.
Feb. 14	Minnesota	W	190.05-183.55	Minneapolis
Feb. 16	Nebraska Invitational	L	192.00-192.05	Lincoln, Neb.
	Arizona	W	192.00-191.95	
	Alabama	W	192.00-187.60	
	Nebraska	W	192.00-187.60	

Feb. 21	Oregon State	W	193.20-188.05	Corvallis
	Stanford	W	193.20-183.45	
	Seattle Pacific	W	194.95-192.40	Provo, Utah
Feb. 29	Brigham Young	W	196.20-193.50	Salt Lake City
Mar. 2	Utah	L	194.40-191.80	Corvallis
Mar. 6	Shanico Inn-Vitational	L	194.40-187.10	
	Arizona State	W	194.40-184.45	
	Utah State	W	194.65-189.20	Corvallis
Mar. 13	Washington	W	194.65-189.20	
Mar. 28	Pac-10 Championships	L	194.85-194.70	Tempe, Ariz.
	Arizona	W	194.85-193.65	
	UCLA	W	194.85-192.55	
	Arizona State	W	194.85-191.20	
	Stanford	W	194.85-189.95	
	California	W	194.85-189.15	
	Washington	W	194.85-189.15	
Apr. 11	NCAA Regionals	1st of 7		Berkeley, Calif.
Apr. 24-25	NCAA Championships	6th of 12		Minneapolis

1993 (17-6)

Jan. 15	San Jose State	W	192.20-186.85	San Jose, Calif.
	Cal State Fullerton	W	192.20-180.95	
	San Jose State	W	191.00-188.15	Palo Alto, Calif.
Jan. 16	Stanford	W	192.90-190.55	Corvallis
Jan. 22	UCLA	W	195.00-193.20	Seattle
Jan. 29	Husky Classic	W	195.00-192.25	
	Arizona	W	192.00-187.40	Corvallis
	Washington	W	195.05-184.25	Corvallis
Jan. 31	Washington	W	195.05-184.25	
Feb. 5	Oregon State	L	190.60-189.00	Logan, Utah
	Arizona State	W	197.15-191.80	Salt Lake City
	Seattle Pacific	W	196.60-194.05	Corvallis
Feb. 12	Utah State	L	190.80-193.85	Tucson, Ariz.
Feb. 13	Utah	L	190.80-189.25	
Feb. 19	Utah	L	190.80-189.25	
Feb. 26	Arizona	L	190.80-189.25	
	Arizona	L	190.80-189.25	
	Stanford	W	190.80-189.25	

Mar. 6	Shanico Inn-Vitational	L	191.40-191.55	Corvallis
	Brigham Young	W	191.40-190.35	
	Minnesota	W	191.40-189.55	
	UC Santa Barbara	W	193.80-193.20	Palo Alto, Calif.
Mar. 12	Pac-10 Championships	L	193.80-192.90	
	UCLA	W	193.80-190.80	
	Arizona	W	193.80-189.40	
	Arizona State	W	193.80-189.00	
	Washington	W	193.80-189.00	
	California	W	193.80-189.00	
	Stanford	W	193.80-189.00	
Apr. 3	NCAA West Regionals	2nd of 7		Corvallis
Apr. 15-16	NCAA Championships	tie 7th of 12		Corvallis

1994 (18-4)

Jan. 14	California	W	189.825-184.575	Corvallis
Jan. 22	UCLA Invite	L	188.450-189.400	Los Angeles
	UCLA	W	188.450-186.625	
	Arizona	W	188.450-171.100	
	Denver	W	192.625-194.400	Corvallis
Jan. 28	Utah	L	192.575-187.000	Corvallis
Feb. 4	Cal State Fullerton	W	193.675-191.875	Corvallis
Feb. 18	Oregon State	W	193.675-179.625	Corvallis
	Brigham Young	W	193.675-191.875	
	Seattle Pacific	W	191.675-195.300	Salt Lake City
Feb. 25	Utah	L	192.575-190.350	Boise, Idaho
Feb. 27	Boise State	W	193.725-191.550	Corvallis
Mar. 4	Shanico Inn-Vitational	W	193.725-189.975	
	Penn State	W	193.725-188.325	
	Minnesota	W	193.725-188.250	
	Nebraska	W	193.725-186.650	
	Arizona	W	190.675-191.650	Seattle
Mar. 11	Washington	L	194.825-193.850	Seattle
Mar. 26	Pac-10 Championships	W	194.825-193.650	
	UCLA	W	194.825-191.550	
	Arizona State	W	194.825-190.950	
	Stanford	W	194.825-189.875	
	Washington	W	194.825-186.925	
	Arizona	W	194.825-186.925	
	California	W	194.825-186.925	
Apr. 9	NCAA West Regionals	2nd of 7		Boise, Idaho

Apr. 21-23	NCAA Nationals	7th of 12	Salt Lake City
------------	----------------	-----------	----------------

1995 (13-7)

Jan. 20	Penn State	L	191.550-193.900	University Park, Pa.
	Alabama	L	191.550-193.025	
	Penn State	L	191.550-193.025	
Jan. 21	West Virginia	W	192.525-191.725	Morgantown, W. Va.
	West Virginia	W	192.525-191.725	
	Rhode Island	W	192.525-182.850	
Jan. 27	Oregon State	W	192.525-184.850	Corvallis
	Utah State	W	192.525-177.050	
	Seattle Pacific	W	191.175-188.450	Berkeley, Calif.
Feb. 3	California	W	193.775-191.050	Corvallis
Feb. 10	Stanford	W	194.175-190.850	Seattle
Feb. 17	Washington	L	192.350-194.225	Tempe, Ariz.
Feb. 24	Arizona State	L	194.375-195.175	Corvallis
Mar. 3	Shanico Inn-Vitational	W	194.375-189.475	
	Utah	W	194.375-180.775	
	Minnesota	W	196.375-191.125	Corvallis
Mar. 10	Michigan State	W	196.375-191.125	Tempe, Ariz.
Mar. 25	Pac-10 Championships	L	193.400-195.400	
	UCLA	L	193.400-195.150	
	Arizona State	L	193.400-193.450	
	Arizona	W	193.400-191.825	
	Stanford	W	193.400-191.625	
	Washington	W	193.400-190.275	
	California	W	193.400-190.275	
Apr. 8	NCAA West Regionals	2nd of 7		Corvallis
Apr. 20-22	NCAA Championships	6th of 12		Athens, Ga.
	Team Preliminaries (evening session)	5th of 12		
	Super Six	6th of 6		

1996 (20-4)

Jan. 19	Arizona State	W	193.500-189.350	Corvallis
Jan. 26	Washington	W	192.300-190.900	Seattle
Jan. 27	Seattle Pacific	W	192.275-184.275	Seattle
Feb. 2	West Virginia	W	194.075-189.375	Corvallis
Feb. 10	Minnesota	L	194.025-191.000	Minneapolis
	Minnesota	W	194.025-190.175	
	Massachusetts	W	194.025-188.250	
	Iowa State	W	194.850-195.600	Salt Lake City
Feb. 12	Utah	L	193.200-194.325	Los Angeles
Feb. 16	UCLA	L	194.100-195.100	Tucson, Ariz.
Feb. 23	Arizona	L	194.100-196.125	
	Brigham Young	L	194.100-195.100	
Mar. 1	Shanico Inn-Vitational	W	196.350-192.450	Corvallis
	Minnesota	W	196.350-192.225	
	Michigan	W	196.350-191.950	
	Penn State	W	196.350-190.625	
	Ohio State	W	196.350-185.575	
	Seattle Pacific	W	194.500-194.225	Palo Alto, Calif.
Mar. 8	Stanford	W	196.025-191.925	Corvallis
Mar. 16	California	W	196.025-191.925	
Mar. 23	Pac-10 Championships	L	196.775-195.525	Corvallis
	Arizona State	W	196.775-195.175	
	Arizona	W	196.775-194.625	
	UCLA	W	196.775-193.150	
	Washington	W	196.775-193.000	
	Stanford	W	196.775-192.375	
	California	W	196.775-192.375	
Apr. 13	NCAA West Regionals	2nd of 7		Los Angeles
Apr. 25-26	NCAA Championships	5th of 12		Tuscaloosa, Ala.
	Team Preliminaries (evening session)	3rd of 6		
	Super Six	5th of 6		

1997 (16-10)

Jan. 10	Illinois State	W	192.850-184.900	Corvallis
Jan. 17	Arizona State	W	194.800-191.700	Corvallis
Jan. 24	Oregon State	L	193.200-189.250	Corvallis
	California	W	193.200-185.950	
	Seattle Pacific	W	193.200-185.950	
Jan. 31	Arizona	L	193.825-195.300	Tucson, Ariz.
	Arizona	L	193.825-192.825	
	Stanford	W	193.825-187.875	
	George Washington	W	194.900-194.575	Corvallis
Feb. 7	Utah	W	194.100-196.850	Ann Arbor, Mich.
Feb. 14	Michigan	L	194.100-196.850	

YEAR-BY-YEAR RESULTS

Feb. 16	<i>Michigan State</i>	<i>1st of 4</i>	<i>East Lansing, Mich.</i>
	Michigan State	W	194.375-193.025
	George Washington	W	194.375-191.400
	Maryland	W	194.375-191.175
Feb. 21	Washington	L	192.850-196.775 <i>Seattle</i>
Feb. 28	<i>Stanford</i>	<i>2nd of 3</i>	<i>Palo Alto, Calif.</i>
	Stanford	L	191.975-195.400
	Denver	W	191.975-190.550
Mar. 7	<i>Shanico Inn-Vitational</i>	<i>4th of 6</i>	<i>Corvallis</i>
	UCLA	L	193.175-196.500
	Nebraska	L	193.175-194.275
	Arizona	L	193.175-193.400
	Denver	W	193.175-191.250
	UC Davis	W	193.175-187.425
Mar. 22	<i>Pac-10 Championships</i>	<i>4th of 7</i>	<i>Tucson, Ariz.</i>
	UCLA	L	195.000-196.550
	Stanford	L	195.000-196.325
	Washington	L	195.000-196.025
	Arizona	W	195.000-194.950
	Arizona State	W	195.000-194.925
	California	W	195.000-194.325
Apr. 5	NCAA West Regionals	3rd of 7	Boise, Idaho

THE TANYA CHAPLIN ERA (1998-PRESENT)

1998 (16-5)

Jan. 16	<i>California</i>	<i>1st of 3</i>	<i>Berkeley, Calif.</i>
	California	W	190.575-185.825
	Cal State Fullerton	W	190.575-185.450
Jan. 23	Brigham Young	W	191.800-187.625 <i>Corvallis</i>
Jan. 30	Washington	W	193.575-191.800 <i>Corvallis</i>
Feb. 6	Arizona State	L	193.275-194.700 <i>Tempe, Ariz.</i>
Feb. 13	Arizona	W	195.150-189.125 <i>Corvallis</i>
Feb. 22	<i>Bruin Classic</i>	<i>2nd of 4</i>	<i>Los Angeles</i>
	UCLA	L	192.550-194.550
	Penn State	W	192.550-190.800
	Cal State Fullerton	W	192.550-189.275
Feb. 27	Stanford	W	194.875-193.525 <i>Corvallis</i>
Mar. 7	<i>Shanico Inn-Vitational</i>	<i>1st of 4</i>	<i>Corvallis</i>
	UCLA	W	195.450-194.500
	George Washington	W	195.450-187.925
	Seattle Pacific	W	195.450-185.625
Mar. 13	Brigham Young	L	190.825-194.450 <i>Provo, Utah</i>
Mar. 14	Utah	L	190.100-195.875 <i>Salt Lake City</i>
Mar. 21	<i>Pac-10 Championships</i>	<i>2nd of 7</i>	<i>Los Angeles</i>
	Stanford	L	194.950-195.275
	Arizona State	W	194.950-194.900
	UCLA	W	194.950-194.700
	Washington	W	194.950-193.700
	Arizona	W	194.950-192.800
	California	W	194.950-189.200
Apr. 4	NCAA West Regionals	5th of 7	Seattle
Apr. 16-18	NCAA Championships	2 individual qualifiers	Los Angeles

1999 (13-6)

Jan. 15	Arizona	L	189.725-192.275 <i>Tucson, Ariz.</i>
Jan. 22	UCLA	L	194.450-194.575 <i>Corvallis</i>
Jan. 24	Boise State	W	192.600-191.750 <i>Boise, Idaho</i>
Jan. 29	Stanford	L	193.375-195.350 <i>Palo Alto, Calif.</i>
Feb. 5	Arizona State	W	194.150-193.175 <i>Corvallis</i>
Feb. 12	California	W	193.600-190.025 <i>Corvallis</i>
Feb. 22	<i>Nebraska</i>	<i>2nd of 3</i>	<i>Lincoln, Neb.</i>
	Nebraska	L	194.575-196.075
	Brigham Young	W	194.575-193.400
Feb. 26	Washington	L	195.600-196.000 <i>Seattle</i>
Mar. 5	<i>Shanico Inn-Vitational</i>	<i>1st of 4</i>	<i>Corvallis</i>
	Michigan State	W	194.625-187.675
	SE Missouri	W	194.625-187.575
	Seattle Pacific	W	194.625-184.300
Mar. 14	Utah	W	197.325-196.700 <i>Corvallis</i>
Mar. 20	<i>Pac-10 Championships</i>	<i>2nd of 7</i>	<i>Corvallis</i>
	UCLA	L	197.400-197.775
	Arizona State	W	197.400-196.025
	Arizona	W	197.400-195.150
	Stanford	W	197.400-195.150
	Washington	W	197.400-194.425
	California	W	197.400-192.475
Apr. 10	NCAA Regionals	3rd of 6	Corvallis
Apr. 22-24	NCAA Championships	2 individual qualifiers	Salt Lake City

2000 (15-7)

Jan. 8	<i>Michigan State</i>	<i>2nd of 4</i>	<i>East Lansing, Mich.</i>
	Louisiana State	L	191.100-192.600
	Ohio State	W	191.100-190.650
	Michigan State	W	191.100-190.625
Jan. 14	Brigham Young	W	191.500-191.375 <i>Provo, Utah</i>
Jan. 21	Washington	W	192.100-191.650 <i>Corvallis</i>
Jan. 28	California	W	193.675-192.000 <i>Berkeley, Calif.</i>
Feb. 4	Arizona State	L	194.300-195.300 <i>Tempe, Ariz.</i>
Feb. 11	Arizona	W	196.275-193.450 <i>Corvallis</i>
Feb. 20	<i>UCLA</i>	<i>3rd of 4</i>	<i>Los Angeles</i>
	UCLA	L	193.375-196.925
	Cal State Fullerton	L	193.375-194.025
	San Jose State	W	193.375-190.000
Feb. 25	Stanford	L	194.800-195.100 <i>Corvallis</i>
Mar. 3	<i>Shanico Inn-Vitational</i>	<i>1st of 4</i>	<i>Corvallis</i>
	Nebraska	W	196.675-196.800
	Brigham Young	W	196.675-194.975
	Seattle Pacific	W	196.675-188.875
Mar. 12	Utah	L	195.200-196.525 <i>Corvallis</i>
Mar. 18	<i>Pac-10 Championships</i>	<i>2nd of 7</i>	<i>Tempe, Ariz.</i>
	UCLA	L	196.175-197.025
	Washington	W	196.175-195.900
	Arizona State	W	196.175-195.875
	California	W	196.175-194.675
	Stanford	W	196.175-193.850
	Arizona	W	196.175-192.950
Apr. 1	NCAA West Regionals	2nd of 6	Corvallis
Apr. 13-15	NCAA Championships	10th of 12	Boise, Idaho
	Team Preliminaries (afternoon session)		5th of 6

2001 (8-12)

Jan. 12	Michigan	L	190.925-194.125 <i>Ann Arbor, Mich.</i>
Jan. 14	Nebraska	L	194.900-195.225 <i>Lincoln, Neb.</i>
Jan. 19	Arizona State	L	193.725-193.750 <i>Corvallis</i>
Jan. 28	California	W	195.575-195.000 <i>Berkeley, Calif.</i>
Feb. 2	<i>Arizona</i>	<i>3rd of 3</i>	<i>Tucson, Ariz.</i>
	Arizona	L	194.750-195.175
	Denver	L	194.750-194.825
Feb. 9	Boise State	W	195.250-192.750 <i>Corvallis</i>
Feb. 16	UCLA	L	196.375-198.250 <i>Corvallis</i>
Feb. 25	Washington	L	196.325-196.875 <i>Seattle</i>
Mar. 2	Stanford	L	195.050-197.050 <i>Palo Alto, Calif.</i>
Mar. 10	Utah	L	197.425-196.050 <i>Salt Lake City</i>
Mar. 17	<i>Shanico Inn-Vitational</i>	<i>1st of 4</i>	<i>Corvallis</i>
	Washington	W	197.625-195.775
	Cal State Fullerton	W	197.625-194.175
	Seattle Pacific	W	197.625-192.575
Mar. 24	<i>Pac-10 Championships</i>	<i>4th of 7</i>	<i>Seattle</i>
	Stanford	L	196.550-197.850
	UCLA	L	196.550-197.800
	Washington	L	196.550-197.425
	Arizona State	W	196.550-195.725
	Arizona	W	196.550-195.525
	California	W	196.550-193.750
Apr. 7	NCAA West Regionals	2nd of 6	Los Angeles
Apr. 17	NCAA Championships	11th of 12	Athens, Ga.
	Team Preliminaries (afternoon session)		6th of 6

2002 (10-10-1)

Jan. 12	Denver	L	192.400-194.375 <i>Denver</i>
Jan. 18	California	L	193.125-193.250 <i>Berkeley, Calif.</i>
Jan. 25	Brigham Young	L	192.950-194.400 <i>Corvallis</i>
Feb. 1	Washington	W	194.950-193.850 <i>Corvallis</i>
Feb. 8	<i>UNO's Classic</i>	<i>1st of 4</i>	<i>Tempe, Ariz.</i>
	Arizona State	T	195.800-195.800
	Cal State Fullerton	W	195.800-194.975
	Southern Utah	W	195.800-192.375
Feb. 15	Arizona	W	196.475-195.625 <i>Corvallis</i>
Feb. 22	Cal State Fullerton	W	194.400-193.950 <i>Fullerton, Calif.</i>
Feb. 23	UCLA	L	194.925-197.550 <i>Los Angeles</i>
Mar. 1	Stanford	L	196.000-196.700 <i>Corvallis</i>
Mar. 9	Utah	L	195.475-197.350 <i>Salt Lake City</i>
Mar. 16	<i>Shanico Inn-Vitational</i>	<i>2nd of 4</i>	<i>Corvallis</i>
	Michigan	L	196.675-196.700
	Michigan State	W	196.675-195.050
	Seattle Pacific	W	196.675-192.000

Mar. 23	<i>Pac-10 Championships</i>	<i>4th of 7</i>	<i>Palo Alto, Calif.</i>
	UCLA	L	196.125-197.625
	Arizona	L	196.125-197.050
	Stanford	L	196.125-196.150
	Washington	W	196.125-195.425
	Arizona State	W	196.125-194.125
	California	W	196.125-189.700
Apr. 6	NCAA West Regional	2nd of 6	Corvallis
Apr. 18-20	NCAA Championships	12th of 12	Tuscaloosa, Ala.
	Team Preliminaries (evening session)		6th of 6

2003 (14-9)

Jan. 2	UCLA	L	195.675-197.600 <i>Kaneohe, Hawaii</i>
Jan. 10	<i>Michigan State</i>	<i>1st of 3</i>	<i>East Lansing, Mich.</i>
	Auburn	W	195.825-195.350
	Michigan State	W	195.825-191.800
Jan. 17	Arizona	L	194.800-195.775 <i>Tucson, Ariz.</i>
Jan. 24	UCLA	W	195.750-195.475 <i>Corvallis</i>
Jan. 31	<i>Stanford Invitational</i>	<i>2nd of 4</i>	<i>Palo Alto, Calif.</i>
	Stanford	L	196.275-196.575
	San Jose State	W	196.275-193.425
	Seattle Pacific	W	196.275-187.825
Feb. 7	Arizona State	W	196.325-195.750 <i>Corvallis</i>
Feb. 14	California	W	197.025-194.550 <i>Corvallis</i>
Feb. 21	Utah	W	196.900-196.325 <i>Corvallis</i>
Feb. 28	<i>Washington Invitational</i>	<i>2nd of 4</i>	<i>Seattle</i>
	Washington	L	196.475-197.050
	Boise State	W	196.475-194.575
	Sacramento State	W	196.475-191.775
Mar. 7	<i>Shanico/Days Inn-Vitational</i>	<i>1st of 3</i>	<i>Corvallis</i>
	Denver	W	197.050-194.150
	Seattle Pacific	W	197.050-190.625
Mar. 15	Brigham Young	L	195.325-196.775 <i>Provo, Utah</i>
Mar. 29	<i>Pac-10 Championships</i>	<i>5th of 7</i>	<i>Los Angeles</i>
	UCLA	L	196.650-198.175
	Stanford	L	196.650-197.700
	Arizona State	L	196.650-197.075
	Washington	L	196.650-196.750
	Arizona	W	196.650-195.950
	California	W	196.650-195.925
Apr. 12	NCAA Regionals	3rd of 6	Columbia, Mo.

2004 (13-11)

Jan. 9	<i>Super Six Challenge</i>	<i>5th of 6</i>	<i>Tuscaloosa, Ala.</i>
	Alabama	L	193.775-196.725
	Florida	L	193.775-195.950
	Georgia	L	193.775-195.550
	Oklahoma	L	193.775-195.275
	Denver	W	193.775-193.600
Jan. 16	Cal State Fullerton	W	195.075-191.850 <i>Corvallis</i>
Jan. 23	Washington	W	196.050-196.025 <i>Corvallis</i>
Jan. 30	California	L	195.550-195.675 <i>Berkeley, Calif.</i>
Feb. 6	Arizona State	L	196.700-196.975 <i>Tempe, Ariz.</i>
Feb. 13	Arizona	W	196.950-196.700 <i>Corvallis</i>
Feb. 22	UCLA	L	197.175-198.875 <i>Los Angeles</i>
Feb. 27	Stanford	L	197.175-197.850 <i>Corvallis</i>
Mar. 5	<i>Salbasgeon Suites Invitational</i>	<i>1st of 6</i>	<i>Corvallis</i>
	Brigham Young	W	197.675-197.150
	Michigan State	W	197.675-195.875
	Sacramento State	W	197.675-195.875
	Boise State	W	197.675-195.025
	Seattle Pacific	W	197.675-192.900
Mar. 12	Utah	L	197.450-197.675 <i>Salt Lake City</i>
Mar. 20	<i>Pac-10 Championships</i>	<i>3rd of 7</i>	<i>Tucson, Ariz.</i>
	Stanford	L	197.075-197.900
	UCLA	L	197.075-197.875
	Arizona	W	197.075-196.775
	Arizona State	W	197.075-196.775
	Washington	W	197.075-196.425
	California	W	197.075-195.625
Apr. 3	NCAA West Regionals	3rd of 6	Corvallis
Apr. 15-17	NCAA Championships	1 individual qualifier	Los Angeles

2005 (17-8)

Jan. 7	<i>Cal State Fullerton</i>	<i>1st of 4</i>	<i>Fullerton, Calif.</i>
	Washington	W	195.200-194.625
	Cal State Fullerton	W	195.200-193.225
	Sacramento State	W	195.200-192.275
Jan. 14	UCLA	L	192.875-194.500 <i>Corvallis</i>
Jan. 21	Utah	L	194.250-195.950 <i>Corvallis</i>
Jan. 28	Stanford	L	192.350-193.125 <i>Palo Alto, Calif.</i>

YEAR-BY-YEAR RESULTS

Feb. 4	Arizona State	W	194.300-193.325	Corvallis
Feb. 11	Washington		1st of 3	Seattle
	Arkansas	W	195.975-195.550	
	Washington	W	195.975-195.275	
Feb. 12	Seattle Pacific	W	195.675-192.100	Seattle
Feb. 18	Arizona	W	195.075-194.300	Tucson, Ariz.
Feb. 25	Oregon State		1st of 3	Corvallis
	California	W	195.925-190.925	
	Seattle Pacific	W	195.925-190.300	
Mar. 4	Salbasgeon Suites Invitational		1st of 4	Corvallis
	Iowa State	W	195.525-195.100	
	Washington	W	195.525-194.500	
	UC Davis	W	195.525-191.500	
Mar. 19	GymBack Classic		4th of 4	Fayetteville, Ark.
	UCLA	L	195.550-197.100	
	Nebraska	L	195.550-196.625	
	Arkansas	L	195.550-195.625	
Mar. 26	Pac-10 Championships		3rd of 7	Berkeley, Calif.
	UCLA	L	195.900-197.100	
	Arizona	L	195.900-195.925	
	Stanford	W	195.900-194.600	
	Washington	W	195.900-194.425	
	Arizona State	W	195.900-192.975	
	California	W	195.900-163.550	
Apr. 9	NCAA North Central Regionals		3rd of 6	Salt Lake City

2006 (20-9)

Jan. 3	Hawaiian Classic		2nd of 6	Kailua, Hawaii
	UCLA	L	191.925-193.775	
	Arkansas	W	191.925-190.625	
	Washington	W	191.925-190.425	
	California	W	191.925-189.350	
	Sacramento State	W	191.925-189.275	
Jan. 13	Oregon State		2nd of 4	Corvallis
	Florida	L	192.200-193.575	
	Brigham Young	W	192.200-190.075	
	Iowa	W	192.200-188.050	
Jan. 20	California	W	193.500-190.750	Berkeley, Calif.
Jan. 22	UCLA	L	195.400-196.075	Los Angeles
Jan. 27	Stanford	W	195.150-194.125	Corvallis
Feb. 10	Arizona	L	194.925-195.400	Corvallis
Feb. 17	Iowa State	L	194.350-196.350	Ames, Iowa
Feb. 24	UNO's Classic		2nd of 4	Tempe, Ariz.
	Arizona State	L	195.550-196.950	
	Boise State	W	195.550-192.275	
	Wisconsin-Oshkosh	W	195.550-181.350	
Mar. 3	Washington		1st of 3	Seattle
	Washington	W	194.600-193.300	
	Seattle Pacific	W	194.600-189.850	
Mar. 10	Utah	L	195.150-196.575	Salt Lake City
Mar. 17	Salbasgeon Suites Invitational		1st of 5	Corvallis
	Kentucky	W	196.550-196.100	
	Boise State	W	196.550-194.550	
	Washington	W	196.550-193.675	
	Seattle Pacific	W	196.550-190.750	
Mar. 25	Pac-10 Championships		3rd of 7	Corvallis
	Stanford	L	196.400-197.100	
	UCLA	L	196.400-196.800	
	Arizona State	W	196.400-193.900	
	Arizona	W	196.400-193.750	
	Washington	W	196.400-192.750	
	California	W	196.400-192.725	
Apr. 8	NCAA West Regionals		2nd of 6	Palo Alto, Calif.
Apr. 20	NCAA Championships		11th of 12	Corvallis
	Team Preliminaries (evening session)		5th of 6	

2007 (18-7)

Jan. 12	Florida	L	193.800-196.850	Gainesville, Fla.
Jan. 19	California	W	195.400-191.985	Corvallis
Jan. 26	Arizona	L	194.600-196.325	Tucson, Ariz.
Feb. 2	Arizona State	W	195.825-193.300	Corvallis
Feb. 9	Stanford		3rd of 4	Palo Alto, Calif.
	Stanford	L	194.100-197.275	
	Iowa State	L	194.100-196.075	
	San Jose State	W	194.100-193.175	
Feb. 16	UCLA	W	196.650-196.375	Corvallis
Feb. 23	Washington		1st of 3	Seattle, Wash.
	Washington	W	196.975-195.800	
	Seattle Pacific	W	196.975-190.050	

Mar. 2	Boise State		1st of 4	Boise, Idaho
	UC Davis	W	196.475-192.775	
	Boise State	W	196.475-192.350	
	Seattle Pacific	W	196.475-192.050	
Mar. 9	Brigham Young		1st of 3	Provo, Utah
	Brigham Young	W	195.375-195.125	
	Utah State	W	195.375-194.675	
Mar. 16	Salbasgeon Suites Invitational		2nd of 4	Corvallis
	Utah	L	196.600-196.675	
	Washington	W	196.600-193.625	
	Seattle Pacific	W	196.600-189.750	
Mar. 23	Cal State Fullerton	W	197.100-192.700	Corvallis
Mar. 31	Pac-10 Championships		3rd of 7	Tempe, Ariz.
	UCLA	L	196.300-197.200	
	Stanford	L	196.300-196.950	
	Arizona	W	196.300-196.000	
	Washington	W	196.300-194.775	
	Arizona State	W	196.300-194.550	
	California	W	196.300-193.650	
Apr. 14	NCAA So. Central Regionals		2nd of 6	Tucson, Ariz.
Apr. 22	NCAA Championships		11th of 12	Salt Lake City, Utah
	Team Preliminaries (afternoon session)		6th of 6	

2008 (22-9)

Jan. 4	Lady Luck Invitational		2nd of 3	Las Vegas, Nev.
	UCLA	L	193.875-194.975	
	Arizona State	W	193.875-192.475	
Jan. 18	Washington	W	195.625-191.425	Corvallis
Jan. 25	Arizona	W	196.275-194.050	Corvallis
Jan. 30	Arizona State	W	196.475-196.150	Tempe, Ariz.
Feb. 10	California	W	195.175-191.325	Berkeley, Calif.
Feb. 15	Oregon State		1st of 3	Corvallis
	Stanford	W	196.700-196.375	
	Seattle Pacific	W	196.700-188.350	
Feb. 22	Brigham Young	W	197.150-196.575	Corvallis
Feb. 29	Cal State Fullerton	W	196.375-193.100	Fullerton, Calif.
Mar. 2	UCLA	L	195.950-196.775	Los Angeles
Mar. 7	Utah	L	195.150-196.300	Salt Lake City
Mar. 15	Salbasgeon Suites Invitational		1st of 4	Corvallis
	Boise State	W	197.200-196.575	
	Missouri	W	197.200-195.325	
	Sacramento State	W	197.200-193.850	
Mar. 29	Pac-10 Championships		2nd of 7	Seattle
	Stanford	L	196.550-197.000	
	UCLA	W	196.550-196.200	
	Arizona	W	196.550-195.725	
	California	W	196.550-193.400	
	Washington	W	196.550-193.375	
	Arizona State	W	196.550-191.925	
Apr. 12	NCAA West Regionals		1st of 6	Corvallis
Apr. 24	NCAA Championships		11th of 12	Athens, Ga.
	Team Preliminaries (afternoon session)		6th of 6	

2009 (21-14)

Jan. 2	Cancun Classic		2nd of 5	Cancun, Mexico
	Stanford	L	194.575-195.600	
	Denver	W	194.575-193.825	
	Brigham Young	W	194.575-189.125	
Jan. 9	Brigham Young	W	194.550-188.975	Provo, Utah
Jan. 16	Oregon State		1st of 3	Corvallis
	Arkansas	W	195.950-195.925	
	California	W	195.950-185.250	
Jan. 23	Arizona	W	196.450-195.250	Tucson, Ariz.
Jan. 30	Utah	L	196.650-197.050	Corvallis
Feb. 6	Arizona State	W	196.275-194.025	Corvallis
Feb. 15	Stanford		2nd of 3	Stanford, Calif.
	Stanford	L	196.600-197.025	
	UC Davis	W	196.600-191.550	
Feb. 21	Washington		3rd of 4	Seattle
	Washington	L	195.800-196.000	
	Illinois	L	195.800-195.900	
	Eastern Michigan	W	195.800-194.475	
Feb. 27	UCLA	L	196.350-196.575	Corvallis
Mar. 6	Salbasgeon Suites Invitational		1st of 3	Corvallis
	Washington	W	197.500-195.925	
	Seattle Pacific	W	197.500-187.975	
Mar. 13	Missouri	L	195.950-196.425	Columbia, Mo.

Mar. 21	Pac-10 Championships		2nd of 7	Stanford, Calif.
	UCLA	L	196.550-196.725	
	Stanford	W	196.550-196.525	
	Washington	W	196.550-194.375	
	Arizona	W	196.550-194.325	
	Arizona State	W	196.550-194.000	
	California	W	196.550-191.750	
Apr. 4	NCAA Central Regionals		2nd of 6	Columbus, Ohio
Apr. 16	NCAA Championships		11th of 12	Lincoln, Neb.
	Team Preliminaries (evening session)		5th of 6	

2010 (21-6)

Jan. 8	Oregon State		1st of 4	Corvallis
	Illinois	W	195.625-192.850	
	Air Force	W	195.625-184.475	
	Alaska-Anchorage	W	195.625-193.475	
Jan. 16	Ohio State	W	196.125-193.050	Columbus, Ohio
Jan. 22	Washington	W	195.700-192.800	Corvallis
Jan. 29	Oregon State		1st of 3	Corvallis
	Stanford	W	196.225-195.775	
	Seattle Pacific	W	196.225-188.100	
Feb. 7	California	W	196.375-190.100	Berkeley, Calif.
Feb. 12	Arizona	W	196.725-194.675	Corvallis
Feb. 21	UCLA	L	196.325-197.375	Los Angeles
Feb. 26	Arizona State	W	196.925-194.650	Tempe, Ariz.
Mar. 5	LSU	L	195.925-196.925	Baton Rouge
Mar. 12	Utah		2nd of 4	Salt Lake City
	Utah	L	196.650-196.975	
	Southern Utah	W	196.650-196.025	
	Penn State	W	196.650-195.700	
Mar. 19	Kentucky	W	196.650-195.275	Corvallis
Mar. 27	Pac-10 Championships		3rd of 7	Tucson, Ariz.
	UCLA	L	195.950-197.350	
	Stanford	L	195.950-196.550	
	Arizona	W	195.950-195.875	
	Washington	W	195.950-193.825	
	California	W	195.950-191.475	
	Arizona State	W	195.950-190.675	
April 10	NCAA Columbia Regional		2nd of 6	Columbia, Mo.
April 22	NCAA Championships		8th of 12	Gainesville, Fla.
	Team Preliminaries (afternoon session)			

2011 (28-5)

Jan. 7	LSU	W	195.400-193.350	Corvallis
Jan. 9	Pac-10 Showcase		3rd of 7	Los Angeles
	Stanford	L	195.375-196.625	
	UCLA	L	195.375-195.925	
	Arizona	W	195.375-193.825	
	Washington	W	195.375-196.675	
	Arizona State	W	195.375-191.850	
	California	W	195.375-191.675	
Jan. 14	Ohio State	W	195.925-193.300	Corvallis
Jan. 21	Oklahoma		2nd of 4	Norman, Okla.
	Oklahoma	L	194.650-195.300	
	Denver	W	194.650-194.300	
	Centenary	W	194.650-187.625	
Jan. 28	UCLA	L	196.625-196.675	Corvallis
Feb. 6	Arizona State	W	196.950-194.800	Tempe, Ariz.
Feb. 11	IGI Chicago Style Invitational		2nd of 3	Chicago
	Stanford	L	196.350-196.475	
	UCLA	W	196.350-196.300	
Feb. 25	Salbasgeon Suites Invitational		1st of 4	Corvallis
	Washington	W	196.675-195.725	
	San Jose State	W	196.675-193.050	
	UC Davis	W	196.675-192.950	
Mar. 6	California		1st of 4	Berkeley, Calif.
	Stanford	W	197.000-196.500	
	Denver	W	197.000-194.625	
	California	W	197.000-194.175	
Mar. 12	Utah	W	196.600-196.325	Corvallis
Mar. 19	Pac-10 Championships		1st of 7	Los Angeles
	UCLA	W	197.200-196.750	
	Washington	W	197.200-196.025	
	Stanford	W	197.200-195.975	
	Arizona	W	197.200-195.475	
	California	W	197.200-191.575	
	Arizona State	W	197.200-190.450	
April 2	NCAA Corvallis Regional		1st of 6	Corvallis
April 15	NCAA Championships		8th of 12	Cleveland, Ohio
	Team Preliminaries (evening session)			

YEAR-BY-YEAR RESULTS

2012 (16-4-1)

Jan. 13	Oklahoma	W	196.525-195.975	Corvallis
Jan. 20	Arizona	W	194.825-194.375	Tucson, Ariz.
Jan. 27	Stanford	W	196.800-194.525	Corvallis
Feb. 3	Washington	W	195.975-194.725	Seattle
Feb. 10	UC Davis		1st of 3	Davis, Calif.
	Sacramento State	W	197.400-194.175	
	UC Davis	W	197.400-193.875	
Feb. 17	Oregon State		Tie 1st of 3	Corvallis
	UCLA	T	196.775-196.775	
	California	W	196.775-192.350	
Feb. 24	Boise State	W	196.875-195.375	Corvallis
Mar. 2	Utah	L	195.600-196.575	Salt Lake City
Mar. 10	Denver		2nd of 3	Denver
	Denver	L	196.325-196.725	
	Texas Women's	W	196.325-193.650	
Mar. 16	Comfort Suites Invitational		1st of 3	Corvallis
	New Hampshire	W	196.725-193.050	
	Seattle Pacific	W	196.725-191.000	
Mar. 24	Pac-12 Championships		3rd of 8	Salt Lake City
	UCLA	L	197.025-197.425	
	Utah	L	197.025-197.375	
	Stanford	W	197.025-196.825	
	Arizona	W	197.025-195.900	
	Arizona State	W	197.025-194.550	
	Washington	W	197.025-194.125	
	California	W	197.025-193.525	
April 7	NCAA Auburn Regional		2nd of 6	Auburn, Ala.

POSTSEASON RESULTS

1975

NWSA Regionals 6th 88.00

1976

NCWSA Regionals 4th 90.65

1977

Mar. 12 *NCWSA Regionals* 3rd Missoula, Mont. 130.15

1978

Mar. 10-11 *NCWSA Regionals* 2nd of 15 Cheney, Wash.
 Washington L 132.25-132.30
 Eastern Washington W 132.25-129.55
 Oregon W 132.25-121.85
 Montana W 132.25-121.10
 Portland State W 132.25-120.20
 Boise State W 132.25-117.35
 Seattle Pacific W 132.25-111.20
 Spokane CC W 132.25-111.10
 Eastern Montana W 132.25-100.50
 Idaho W 132.25-95.65
 Washington State W 132.25-89.60
 Seattle University W 132.25-67.15
 Montana State W 132.25-64.05
 Oregon Coll. of Educ. W 132.25-61.20

1979

Mar. 9-10 *NCWSA Regionals* 1st of 10 Corvallis
 Oregon W 135.70-129.85
 Washington W 135.70-121.05
 Boise State W 135.70-121.05
 Portland State W 135.70-119.75
 Spokane CC W 135.70-119.75
 Washington State W 135.70-118.35
 Montana State W 135.70-117.05
 Eastern Washington W 135.70-114.85
 Montana W 135.70-114.40
 Seattle Pacific W 135.70-101.80
 Idaho W 135.70-98.85
 Oregon Coll. of Educ. W 135.70-98.50
 Seattle University W 135.70-97.60
 Mar. 30-31 *AIAW Nationals* 7th of 10 University Park, Pa.
 Cal State Fullerton L 134.55-143.80
 Penn State L 134.55-143.70
 Clarion L 134.55-141.75
 Utah L 134.55-138.10
 SW Missouri State L 134.55-137.70
 USC L 134.55-135.25
 Louisville W 134.55-133.90
 Pittsburgh W 134.55-133.85
 Utah State W 134.55-133.70

1980

Mar. 22 *NCWSA Region 9 Meet* 1st of 6 Spokane, Wash.
 Oregon W 141.80-137.15
 Washington W 141.80-134.60
 Washington State W 141.80-131.20
 Montana State W 141.80-129.00
 Montana W 141.80-120.90
 Apr. 5-6 *AIAW Nationals* 4th of 10 Salt Lake City
 Penn State L 140.15-145.00
 Utah L 140.15-144.15
 Cal State Fullerton L 140.15-143.65
 UCLA W 140.15-138.85
 Louisiana State W 140.15-137.90
 Brigham Young W 140.15-137.50
 Louisville W 140.15-137.40
 Arizona State W 140.15-136.95
 Jacksonville State W 140.15-135.15

1981

Mar. 27 *NCSWA Regional 9 Meet* 1st of 6 Pullman, Wash.
 Washington W 147.45-138.75
 Washington State W 147.45-137.05
 Oregon W 147.45-135.40
 Montana State W 147.45-130.85
 Montana W 147.45-129.50
 Apr. 25 *AIAW Nationals* 4th of 10 Salt Lake City
 Utah L 141.15-145.65
 UCLA L 141.15-144.10
 Cal State Fullerton L 141.15-141.95
 Penn State L 141.15-141.80
 Arizona State L 141.15-141.60
 Florida L 141.15-141.35
 Oklahoma State W 141.15-138.45
 USC W 141.15-137.00
 Brigham Young W 141.15-136.00

1982

Mar. 12-13 *NCAA Regionals* 1st of 4 Corvallis
 Utah W 146.10-145.20
 Washington W 146.10-138.85
 Oregon W 146.10-134.95
 Mar. 26-27 *NCAA Championships* 4th of 10 Salt Lake City
 Utah L 143.00-148.60
 Cal State Fullerton L 143.00-144.15
 Penn State L 143.00-143.10
 Arizona State W 143.00-142.95
 UCLA W 143.00-142.40
 Florida W 143.00-140.90
 Nebraska W 143.00-138.10
 Oklahoma State W 143.00-137.20
 Michigan W 143.00-136.90

1983

Mar. 26 *NCAA West Regional* 3rd of 7 Fullerton, Calif.
 Cal State Fullerton L 179.80-187.90
 UCLA L 179.80-182.95
 USC W 179.80-177.85
 Washington W 179.80-176.10
 San Diego State W 179.80-174.45
 California W 179.80-174.00
 Apr. 8-9 *NCAA Championships* 9th of 10 Salt Lake City
 Utah L 173.55-184.65
 Arizona State L 173.55-183.30
 Cal State Fullerton L 173.55-179.25
 Alabama L 173.55-179.05
 Florida L 173.55-177.85
 UCLA L 173.55-177.80
 Louisiana State L 173.55-177.80
 Ohio State L 173.55-176.65
 Nebraska W 173.55-165.55

1984

Mar. 24 *NCAA West Regional* 4th of 6 Fullerton, Calif.
 Cal State Fullerton L 179.95-187.30
 UCLA L 179.95-183.45
 Washington L 179.95-181.75
 California W 179.95-179.45
 Stanford W 179.95-176.80

1985

Mar. 30 *NCAA West Regional* 2nd of 6 Corvallis
 Cal State Fullerton L 184.45-185.35
 Washington W 184.45-182.40
 UCLA W 184.45-177.60
 Stanford W 184.45-177.15
 Washington State W 184.45-174.95
 Apr. 12-13 *NCAA Championships* 6th of 10 Salt Lake City
 Utah L 183.15-188.35
 Arizona State L 183.15-186.30
 Florida L 183.15-184.30
 Alabama L 183.15-184.05
 Cal State Fullerton L 183.15-183.50
 Georgia W 183.15-180.50
 Ohio State W 183.15-179.75
 Penn State W 183.15-179.00
 Oklahoma W 183.15-176.90

1986

Apr. 5 *NCAA Regionals* 3rd of 6 Corvallis
 Cal State Fullerton L 185.70-188.45
 UCLA L 185.70-186.75
 Washington W 185.70-183.30
 Stanford W 185.70-181.50
 California W 185.70-181.00

1987

Apr. 11 *NCAA Western Regional* 3rd of 7 Seattle
 UCLA L 186.35-190.75
 Washington L 186.35-187.35
 Stanford W 186.35-183.80
 Cal State Fullerton W 186.35-180.65
 California W 186.35-178.15
 Boise State W 186.35-178.05
 Apr. 24-25 *NCAA Championships* 12th of 12 Salt Lake City
 Georgia L 174.50-187.90
 Utah L 174.50-187.55
 UCLA L 174.50-187.00
 Alabama L 174.50-186.60
 Arizona State L 174.50-184.00
 Florida L 174.50-183.80
 Louisiana State L 174.50-181.50
 Ohio State L 174.50-180.20
 Washington L 174.50-179.85
 Nebraska L 174.50-179.50
 Arizona L 174.50-179.45

1988

Apr. 9 *NCAA West Regionals* 1st of 7 Corvallis
 UCLA W 188.55-187.20
 Washington W 188.55-186.05
 Cal State Fullerton W 188.55-185.70
 Stanford W 188.55-182.95
 Seattle Pacific W 188.55-178.50
 Boise State W 188.55-177.30
 Apr. 22-23 *NCAA Championships* 7th of 12 Salt Lake City
 Alabama L 186.50-190.05
 Utah L 186.50-189.55
 UCLA L 186.50-188.80
 Louisiana State L 186.50-187.90
 Georgia L 186.50-186.80
 Florida L 186.50-186.65
 Arizona State W 186.50-185.10
 Arizona W 186.50-184.00
 Nebraska W 186.50-183.55
 Penn State W 186.50-179.70
 Michigan State W 186.50-178.80

1989

Apr. 1 *NCAA Western Regionals* 3rd of 7 Fullerton, Calif.
 UCLA L 190.85-193.25
 Cal State Fullerton L 190.85-191.85
 Washington W 190.85-187.70
 Boise State W 190.85-186.15
 Stanford W 190.85-185.60
 California W 190.85-183.30
 Apr. 14-15 *NCAA Championships* 7th of 12 Athens, Ga.
 Georgia L 187.90-192.65
 UCLA L 187.90-192.60
 Alabama L 187.90-192.10
 Nebraska L 187.90-190.80
 Utah L 187.90-190.20
 Cal State Fullerton L 187.90-189.45
 Arizona State T 187.90-187.90
 Oklahoma W 187.90-187.05
 Florida W 187.90-187.00
 Arizona W 187.90-186.50
 Ohio State W 187.90-186.40

POSTSEASON RESULTS

1990

Apr. 7	<i>NCAA West Regionals</i>	3rd of 7	<i>Los Angeles</i>
	UCLA	L	189.700-192.150
	Cal State Fullerton	L	189.700-191.700
	Washington	W	189.700-187.475
	California	W	189.700-185.900
	Stanford	W	189.700-185.900
	Boise State	W	189.700-185.375
Apr. 20-21	<i>NCAA Championships</i>	7th of 12	<i>Corvallis</i>
	Utah	L	189.950-194.900
	Alabama	L	189.950-194.575
	Georgia	L	189.950-193.225
	UCLA	L	189.950-193.100
	Nebraska	L	189.950-192.225
	Louisiana State	L	189.950-192.100
	Cal State Fullerton	W	189.950-189.700
	Towson State	W	189.950-187.975
	Arizona	W	189.950-187.175
	Florida	W	189.950-187.175
	Ohio State	W	189.950-183.650

1991

Apr. 6	<i>NCAA West Regionals</i>	1st of 7	<i>Corvallis</i>
	California	W	194.950-190.550
	Washington	W	194.950-190.225
	UCLA	W	194.950-189.775
	Cal State Fullerton	W	194.950-188.200
	Stanford	W	194.950-187.750
	Boise State	W	194.950-185.700
Apr. 19	<i>NCAA Championships</i>	4th of 12	<i>Tuscaloosa, Ala.</i>
	Alabama	L	192.350-195.125
	Utah	L	192.350-194.375
	Georgia	L	192.350-193.375
	Penn State	W	192.350-190.950
	Florida	W	192.350-189.700
	Louisiana State	W	192.350-188.600
	Brigham Young	W	192.350-187.700
	Arizona State	W	192.350-187.650
	Auburn	W	192.350-187.650
	Arizona	W	192.350-187.475
	Utah State	W	192.350-185.950

1992

Apr. 11	<i>NCAA Regionals</i>	1st of 7	<i>Berkeley, Calif.</i>
	UCLA	W	193.775-192.725
	California	W	193.775-192.100
	Stanford	W	193.775-191.250
	Boise State	W	193.775-188.775
	UC Santa Barbara	W	193.775-187.100
	Washington	W	193.775-186.525
Apr. 24-25	<i>NCAA Championships</i>	6th of 12	<i>Minneapolis</i>
	Utah	L	191.300-195.650
	Georgia	L	191.300-194.600
	Alabama	L	191.300-193.350
	Penn State	L	191.300-192.700
	Arizona	L	191.300-191.950
	Arizona State	W	191.300-191.000
	California	W	191.300-190.700
	UCLA	W	191.300-189.900
	Stanford	W	191.300-189.100
	Florida	W	191.300-188.700
	Brigham Young	W	191.300-187.700

1993

Apr. 3	<i>NCAA West Regionals</i>	2nd of 7	<i>Corvallis</i>
	UCLA	L	193.775-194.100
	Stanford	W	193.775-191.875
	Boise State	W	193.775-190.825
	Cal State Fullerton	W	193.775-190.425
	Washington	W	193.775-189.800
	UC Santa Barbara	W	193.775-187.250

Apr. 15-16	<i>NCAA Championships</i>	7th of 12	<i>Corvallis</i>
	Georgia	L	193.425-196.400
	Utah	L	193.425-196.325
	Alabama	L	193.425-195.275
	UCLA	L	193.425-194.125
	Arizona	L	193.425-194.025
	Auburn	L	193.425-193.775
	Louisiana State	T	193.425-193.425
	Michigan	W	193.425-193.125
	Florida	W	193.425-192.950
	Penn State	W	193.425-192.700
	Arizona State	W	193.425-192.175

1994

Apr. 9	<i>NCAA West Regionals</i>	2nd of 7	<i>Boise, Idaho</i>
	UCLA	L	193.550-194.300
	Washington	W	193.550-191.550
	Cal State Fullerton	W	193.550-191.275
	California	W	193.550-190.025
	Boise State	W	193.550-189.450
	Stanford	W	193.550-188.775
Apr. 21-23	<i>NCAA Nationals</i>	7th of 12	<i>Salt Lake City</i>
	Alabama	L	193.625-196.300
	Georgia	L	193.625-195.050
	Utah	L	193.625-194.925
	Florida	L	193.625-194.250
	UCLA	L	193.625-193.700
	Michigan	W	193.625-193.475
	Louisiana State	W	193.625-193.225
	Brigham Young	W	193.625-192.325
	Arizona State	W	193.625-190.825
	Washington	W	193.625-190.525
	New Hampshire	W	193.625-188.450

1995

Apr. 8	<i>NCAA West Regionals</i>	2nd of 7	<i>Corvallis</i>
	UCLA	L	194.925-195.95
	Stanford	W	194.925-192.575
	Washington	W	194.925-192.400
	California	W	194.925-191.650
	Cal State Fullerton	W	194.925-191.150
	Boise State	W	194.925-191.075
Apr. 20-22	<i>NCAA Championships</i>	6th of 12	<i>Athens, Ga.</i>
	<i>Team Preliminaries (evening session)</i>	5th of 12	
	UCLA	L	195.500-196.375
	Alabama	L	195.500-195.600
	Florida	W	195.500-195.425
	Penn State	W	195.500-194.150
	Brigham Young	W	195.500-191.925
	<i>Super Six</i>	6th of 6	
	Utah	L	194.800-196.650
	Alabama	L	194.800-196.425
	Michigan	L	194.800-196.425
	UCLA	L	194.800-196.150
	Georgia	L	194.800-196.075

1996

Apr. 13	<i>NCAA West Regionals</i>	2nd of 7	<i>Los Angeles</i>
	UCLA	L	195.000-195.450
	Stanford	W	195.000-194.700
	Washington	W	195.000-193.350
	Boise State	W	195.000-192.250
	Cal State Fullerton	W	195.000-191.475
	California	W	195.000-192.375
Apr. 25-26	<i>NCAA Championships</i>	5th of 12	<i>Tuscaloosa, Ala.</i>
	<i>Team Preliminaries (evening session)</i>	3rd of 6	
	Alabama	L	195.700-196.325
	Utah	L	195.700-196.000
	Arizona	W	195.700-195.125
	Florida	W	195.700-194.825
	Stanford	W	195.700-194.025
	<i>Super Six</i>	5th of 6	
	Alabama	L	196.525-198.025
	UCLA	L	196.525-197.425
	Georgia	L	196.525-196.775
	Utah	L	196.525-196.775
	Michigan	W	196.525-196.375

1997

Apr. 5	<i>NCAA West Regional</i>	3rd of 7	<i>Boise, Idaho</i>
	UCLA	L	195.075-196.300
	Washington	L	195.075-195.725
	Boise State	W	195.075-194.750
	Stanford	W	195.075-193.950
	California	W	195.075-193.050
	Cal State Fullerton	W	195.075-190.075

1998

Apr. 4	<i>NCAA West Regional</i>	5th of 7	<i>Seattle</i>
	Washington	L	193.250-196.150
	UCLA	L	193.250-195.100
	Stanford	L	193.250-194.625
	Boise State	L	193.250-193.925
	California	W	193.250-190.600
	UC Davis	W	193.250-187.875

Apr. 16-18	<i>NCAA Championships</i>		<i>Los Angeles</i>
	2 individual qualifiers		

1999

Apr. 10	<i>NCAA West Regional</i>	3rd of 6	<i>Corvallis</i>
	UCLA	L	194.875-197.025
	Utah	L	194.875-196.425
	Washington	W	194.875-193.425
	Boise State	W	194.875-192.475
	Sacramento State	W	194.875-190.275
Apr. 22-24	<i>NCAA Championships</i>		<i>Salt Lake City</i>
	2 individual qualifiers		

2000

Apr. 1	<i>NCAA West Regional</i>	2nd of 6	<i>Corvallis</i>
	UCLA	L	196.175-197.025
	Stanford	W	196.175-195.975
	Washington	W	196.175-195.250
	Boise State	W	196.175-193.650
	Oklahoma	W	196.175-193.000
Apr. 13-15	<i>NCAA Championships</i>	10th of 12	<i>Boise, Idaho</i>
	<i>Team Preliminaries (afternoon session)</i>	5th of 6	
	Georgia	L	194.750-196.775
	Utah	L	194.750-196.125
	Alabama	L	194.750-196.075
	Louisiana State	L	194.750-194.950
	Brigham Young	W	194.750-194.500

2001

Apr. 7	<i>NCAA West Regional</i>	2nd of 6	<i>Los Angeles</i>
	UCLA	L	194.075-197.775
	Brigham Young	W	194.075-193.050
	California	W	194.075-192.175
	Boise State	W	194.075-192.175
	Cal State Fullerton	W	194.075-189.800
Apr. 17	<i>NCAA Championships</i>	11th of 12	<i>Athens, Ga.</i>
	<i>Team Preliminaries (afternoon session)</i>	6th of 6	
	UCLA	L	193.775-197.625
	Michigan	L	193.775-196.525
	Alabama	L	193.775-196.375
	Florida	L	193.775-195.825
	Oklahoma	L	193.775-193.825

2002

April 6	<i>NCAA West Regional</i>	2nd of 6	<i>Corvallis</i>
	Utah	L	196.800-197.100
	Oklahoma	W	196.800-196.625
	Washington	W	196.800-194.800
	Boise State	W	196.800-194.550
	Southern Utah	W	196.800-193.350
April 18-20	<i>NCAA Championships</i>	12th of 12	<i>Tuscaloosa, Ala.</i>
	<i>Team Preliminaries (evening session)</i>	6th of 6	
	Alabama	L	192.925-197.300
	UCLA	L	192.925-197.100
	Stanford	L	192.925-196.050
	Minnesota	L	192.925-195.700
	Florida	L	192.925-195.675

POSTSEASON RESULTS

2003

April 12	NCAA So. Central Regional	3rd of 6	Columbia, Mo.
	UCLA	L	195.850-197.700
	Iowa	L	195.850-195.875
	Arizona	W	195.850-195.450
	Missouri	W	195.850-194.825
	Illinois-Chicago	W	195.850-193.200

2004

Apr. 3	NCAA West Regionals	3rd of 6	Corvallis
	Oklahoma	L	196.850-197.100
	Alabama	L	196.850-196.900
	Boise State	W	196.850-195.275
	California	W	196.850-195.175
	Cal State Fullerton	W	196.850-193.000
Apr. 15-17	NCAA Championships		Los Angeles
	1 individual qualifier		

2005

Apr. 9	NCAA No. Central Regionals	3rd of 6	Salt Lake City
	Utah	L	195.675-196.800
	Brigham Young	L	195.675-195.975
	Minnesota	W	195.675-193.975
	Southern Utah	W	195.675-193.450
	Iowa	W	195.675-192.350

2006

Apr. 8	NCAA West Regionals	2nd of 6	Palo Alto, Calif.
	Alabama	L	195.800-196.475
	Stanford	W	195.800-195.275
	San Jose State	W	195.800-192.375
	Sacramento State	W	195.800-192.050
	Boise State	W	195.800-189.850
Apr. 20	NCAA Championships	11th of 12	Corvallis
	Team Preliminaries (evening session)	5th of 6	
	Georgia	L	195.150-197.275
	Iowa State	L	195.150-196.250
	Florida	L	195.150-196.225
	Arizona State	L	195.150-195.575
	Arkansas	W	195.150-194.375

2007

Apr. 14	NCAA So. Central Regional	2nd of 6	Tucson, Ariz.
	Stanford	L	196.075-196.600
	Arizona	W	196.075-196.025
	Illinois	W	196.075-194.625
	Arizona State	W	196.075-194.375
	Illinois-Chicago	W	196.075-190.925
Apr. 26	NCAA Championships	11th of 12	Salt Lake City, Utah
	Team Preliminaries (afternoon session)	6th of 6	
	Georgia	L	195.100-197.700
	Florida	L	195.100-197.400
	Nebraska	L	195.100-196.625
	Oklahoma	L	195.100-196.125
	Alabama	L	195.100-196.125

2008

Apr. 12	NCAA West Regional	1st of 6	Corvallis
	Michigan	W	197.100-196.375
	Michigan State	W	197.100-195.125
	Washington	W	197.100-194.075
	San Jose State	W	197.100-193.850
	Sacramento State	W	197.000-193.575
Apr. 24	NCAA Championships	11th of 12	Athens, Ga.
	Team Preliminaries (afternoon session)	6th of 6	
	Florida	L	195.475-196.900
	Alabama	L	195.475-196.650
	LSU	L	195.475-196.575
	Oklahoma	L	195.475-196.075
	Arkansas	L	195.475-195.825

2009

Apr. 4	NCAA Central Regional	2nd of 6	Columbus, Ohio
	LSU	L	196.800-196.875
	Ohio State	W	196.800-195.950
	Michigan State	W	196.800-194.825
	Kent State	W	196.800-194.650
	Kentucky	W	196.800-193.700

Apr. 16	NCAA Championships	11th of 12	Lincoln, Neb.
	Team Preliminaries (evening session)	5th of 6	
	Alabama	L	195.350-197.025
	Arkansas	L	195.350-196.950
	UCLA	L	195.350-196.625
	Utah	L	195.350-196.625
	Illinois	W	195.350-195.050

2010

Apr. 10	NCAA Columbia Regional	2nd of 6	Columbia, Mo.
	Missouri	L	196.275-196.500
	Georgia	W	196.275-196.275
			(235.200-234.800)
	Minnesota	W	196.275-195.000
	Iowa	W	196.275-194.900
	North Carolina	W	196.275-194.750
Apr. 22	NCAA Championships	8th of 12	Gainesville, Fla.
	UCLA	L	196.050-196.875
	Utah	L	196.050-196.625
	Oklahoma	L	196.050-196.550
	Nebraska	L	196.050-196.175
	LSU	W	196.050-196.025

2011

Apr. 2	NCAA Corvallis Regional	1st of 6	Corvallis, Ore.
	Nebraska	W	197.075-196.550
	Michigan State	W	197.075-194.525
	San Jose State	W	197.075-194.425
	Iowa	W	197.075-193.925
	Southern Utah	W	197.075-193.775
Apr. 15	NCAA Championships	8th of 12	Cleveland, Ohio
	Alabama	L	196.100-197.050
	Nebraska	L	196.100-196.850
	Utah	L	196.100-196.200
	Florida	L	196.100-196.125
	Kent State	W	196.100-195.000

2012

Apr. 7	NCAA Auburn Regional	2nd of 6	Auburn, Ala.
	Georgia	L	196.450-197.100
	Michigan	W	196.450-196.325
	Auburn	W	196.450-196.100
	West Virginia	W	196.450-195.900
	Michigan State	W	196.450-194.525

OREGON STATE COACHING HISTORY




SYLVIA MOORE

1967-75

SYLVIA MOORE

YEAR	REGULAR SEASON	POST-SEASON
1967-74	NA	NA
1975	10-6	12-6
TOTAL	10-6 (.625)	12-6 (.667)



RON LUDWIG

1976-85

RON LUDWIG

YEAR	REGULAR SEASON	POST-SEASON
1976	11-10	13-13
1977	10-5	12-7
1978	18-1	22-2
1979	15-2	23-8
1980	19-1	29-4
1981	19-6	27-12
1982	17-2	27-5
1983	27-4-1	30-15-1
1984	20-14	22-17
1985	25-4-1	33-10-1
TOTAL	181-43-2 (.805)	238-93-2 (.718)



JIM TURPIN

1986-97

JIM TURPIN

YEAR	REGULAR SEASON	POST-SEASON
1986	13-7	16-9
1987	18-9	22-22
1988	20-3	31-9
1989	21-4	30-12
1990	14-12	23-20
1991	22-1	36-4
1992	22-2	34-7
1993	17-6	26-14
1994	18-4	29-10
1995	13-7	21-15
1996	20-4	29-11
1997	16-10	20-12
TOTAL	214-69 (.756)	317-145 (.686)



TANYA CHAPLIN

1998-PRESENT

TANYA CHAPLIN

YEAR	REGULAR SEASON	POST-SEASON
1998	16-5	18-9
1999	13-6	16-8
2000	15-7	20-12
2001	8-12	12-18
2002	10-10-1	14-16-1
2003	14-9	17-11
2004	13-11	16-13
2005	17-8	20-10
2006	20-9	25-14
2007	18-7	22-13
2008	17-4	22-8
2009	16-8	21-14
2010	17-5	22-10
2011	23-5	29-9
2012	16-4-1	11-2-1
TOTAL	233-110-2 (.678)	294-170-2 (.633)

SERIES RESULTS

TEAM	OVERALL	HOME	ROAD	NEUTRAL	REG. SEASON	POSTSEASON	STREAK (DATING)	LAST
Air Force	1-0	1-0			1-0		W1 - 10	2010
Alabama	2-26	1-3	0-6	1-17	2-3	0-23	L18 - 92	2011
Alaska-Anchorage	1-0	1-0			1-0		W1 - 10	2010
Arizona	49-26	16-5	9-10	24-11	42-23	7-3	W12 - 07	2012
Arizona State	44-21-2	18-3	9-9-1	28-8-1	47-15-1	8-5-1	W14 - 07	2012
Arkansas	4-3	2-0	0-1	2-2	3-1	1-2	L1 - 09	2009
Auburn	3-1	0-1	1-0	2-0	1-0	2-1	W2 - 03	2012
Boise State	41-1	18-0	4-0	19-1	22-0	19-1	W15 - 99	2012
Brigham Young	36-6	13-2	10-2	13-2	28-5	8-1	W5 - 07	2009
British Columbia	1-0			1-0	1-0		W1 - 83	1983
California	81-4	28-0	14-4	39-0	65-4	16-0	W20 - 04	2012
Cal Poly SLO	2-0			2-0	2-0		W2 - 89	1990
Cal State Fullerton	25-20	12-4	3-5	10-11	14-7	11-13	W9 - 01	2008
Cal State Northridge	1-0			1-0	1-0		W1 - 87	1987
Centenary	1-0			1-0	1-0		W1 - 11	2011
Central Washington	1-0			1-0	1-0		W1 - 77	1977
Chico State	1-0	1-0			1-0		W1 - 79	1979
Clarion	0-1			0-1		0-1	L1 - 79	1979
Colorado	1-0			1-0	1-0		W1 - 80	1980
Denver	8-3	2-0	0-2	6-1	8-3		L1 - 12	2012
Eastern Michigan	1-0			1-0	1-0		W1 - 09	2009
Eastern Montana	1-0			1-0		1-0	W1 - 78	1978
Eastern Washington	8-1	3-0	2-1	3-0	6-1	2-0	W7 - 78	1983
Florida	8-18	1-2	0-2	7-14	1-5	8-12	L9 - 01	2011
George Washington	3-0	1-0		2-0	3-0		W3 - 97	1998
Georgia	3-16	1-3	0-2	2-11	1-2	2-14	L1 - 12	2012
Houston Baptist	1-0	1-0			1-0		W1 - 88	1988
Idaho	4-0	2-0		2-0	2-0	2-0	W4 - 77	1979
Illinois	3-1	1-0		2-1	1-1	2-0	W2 - 09	2010
Illinois - Chicago	2-0			2-0		2-0	W2 - 03	2007
Illinois State	1-0	1-0			1-0		W1 - 97	1997
Iowa	4-1	2-0		2-1	1-0	3-1	W4 - 05	2011
Iowa State	4-3	1-1	0-1	3-1	4-2	0-1	L3 - 06	2007
Jacksonville State	1-0			1-0		1-0	W1 - 80	1980
Kent State	2-0			2-0		2-0	W2 - 09	2011
Kentucky	3-0	2-0		1-0	2-0	1-0	W3 - 06	2010
Long Beach State	1-0			1-0	1-0		W1 - 83	1983
Louisiana State	7-9-1	2-1-1	0-1	5-7	3-2	4-7-1	W2 - 10	2011
Louisville	2-0			2-0		2-0	W2 - 79	1980
Maryland	2-0			2-0	2-0		W2 - 85	1997
Massachusetts	1-0			1-0	1-0		W1 - 96	1996
Michigan	9-5	4-1	1-2	4-2	3-3	6-2	W2 - 08	2012
Michigan State	12-0	6-0	3-0	3-0	7-0	5-0	W12 - 88	2012
Minnesota	13-1	7-0	3-0	3-1	11-0	2-1	W2 - 05	2010
Missouri	3-2	2-0	1-2		2-1	1-1	L2 - 10	2010
Montana	7-0	2-0		5-0	3-0	4-0	W7 - 78	1986
Montana State	9-0	3-0	2-0	4-0	5-0	4-0	W9 - 78	1981
Nebraska	9-13	5-3	1-2	3-8	5-7	4-6	L1 - 11	2011
Nevada	0-1	0-1			0-1		L1 - 77	1977
New Hampshire	2-0	1-0		1-0	1-0	1-0	W2 - 94	2012
New Mexico	4-1	1-0		3-1	4-1		W2 - 85	1988
North Carolina	1-0			1-0		1-0	W1 - 10	2010
Ohio State	8-3	4-1	2-0	3-2	5-1	4-2	W7 - 89	2011
Oklahoma	6-7	3-1	0-1	3-5	2-2	4-5	W1 - 12	2012
Oklahoma State	6-0	1-0		5-0	4-0	2-0	W6 - 80	1982
Oregon	24-1	12-0	6-1	6-0	19-1	5-0	W24 - 77	1986
Oregon Coll. of Educ.	5-0	1-0	3-0	1-0	3-0	2-0	W5 - 77	1980
Pacific University	0-1		0-1		0-1		L1 - 77	1977
Penn State	10-6	3-0	0-2	7-4	5-1	5-5	W4 - 95	2010
Pittsburgh	1-0			1-0		1-0	W1 - 79	1979
Portland State	10-0	3-0	2-0	5-0	8-0	2-0	W10 - 77	1981
Rhode Island	1-0			1-0	1-0		W1 - 95	1995
Sacramento State	10-0	5-0		5-0	8-0	2-0	W10 - 78	2012
San Diego State	4-0	1-0		3-0	3-0	1-0	W4 - 80	1985
San Jose State	20-1	8-0	5-1	7-0	17-1	3-0	W20 - 83	2011
Seattle Pacific	41-0	27-0	5-0	9-0	38-0	3-0	W41 - 77	2012
Seattle University	3-0	1-0		2-0	1-0	2-0	W3 - 78	1979
SE Missouri	1-0	1-0			1-0		W1 - 99	1999
SW Missouri State	0-1			0-1		0-1	L1 - 79	1979
Southern Utah	5-0	2-0		3-0	1-0	4-0	W5 - 02	2011
Spokane CC	3-0	1-0		2-0	1-0	2-0	W3 - 78	1983
Stanford	55-26	23-4	7-10	25-14	38-25	17-3	W4 - 11	2012
Texas Women's	1-0			1-0	1-0		W1 - 12	2012
Towson State	1-0	1-0				1-0	W1 - 90	1990
UC Davis	9-0	3-0	1-0	5-0	8-0	1-0	W9 - 82	2012
UCLA	25-75-1	11-17-1	5-16	9-42	18-44-1	7-31	L1 - 12	2012
UC Santa Barbara	4-0	2-0		2-0	2-0	2-0	W4 - 91	1993
USC	9-1-2	3-0	1-0-1	5-1-1	7-0-2	2-1	W1 - 85	1985
Utah	8-60	7-17	0-30	1-13	7-36	1-24	L3 - 11	2012
Utah State	14-1	5-0	5-1	4-0	12-1	2-0	W2 - 95	2007
Washington	96-24	47-2	20-13	28-10	75-18	21-6	W9 - 09	2012
Washington State	22-0	10-0	6-0	6-0	17-0	5-0	W22 - 78	1987
West Virginia	3-0	1-0	1-0	1-0	2-0	1-0	W3 - 95	2012
Wisconsin - Oshkosh	1-0			1-0	1-0		W1 - 06	2006